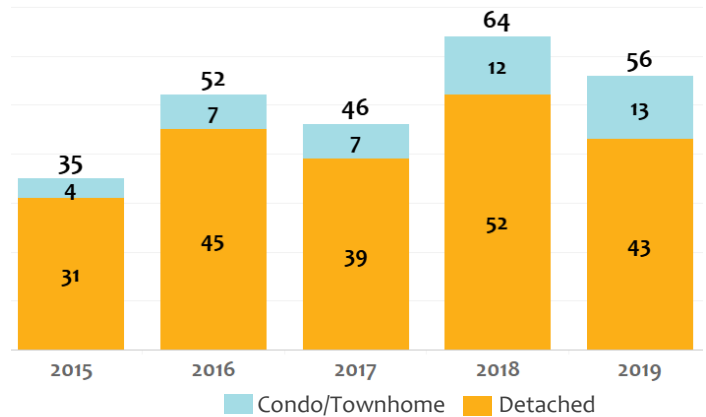


-13% HOME SALES

After seeing a month-over-month decrease in July, home sales rebounded in August, up 24% from last month. With 56 homes sold throughout the month, sales were 13% lower than August 2018.

Year to date, 328 homes have sold, just 6% lower than last year at this time.

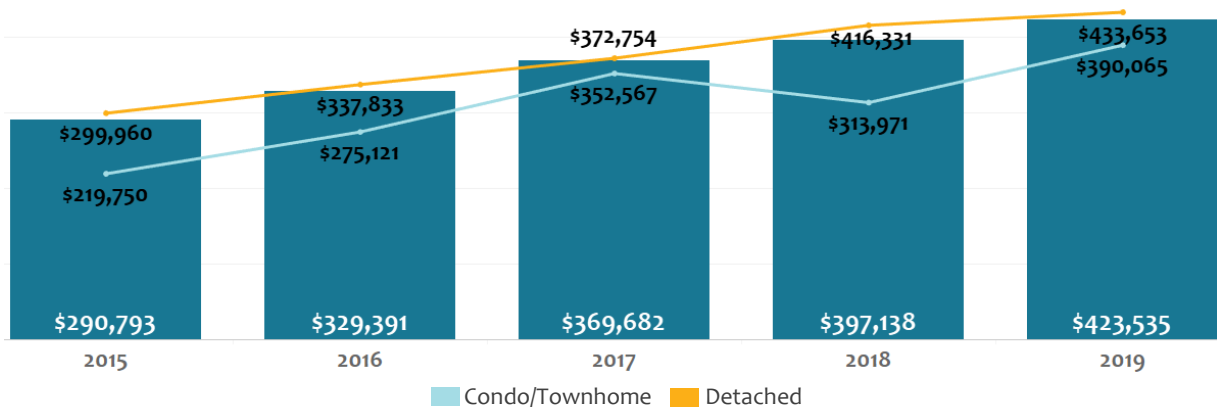
During the month, contracts were put in place on 60 homes, 62% more than last August and 5% higher than last month.



+7% AVERAGE SALE PRICES

The average sale price of a Chaffee County home in August was \$423,535, up 7% from last year, and up 3% compared to last month. Detached homes sold for an average of \$433,653, up 4% percent year over year, and up 2% month over month. The average price of a condo/townhome was \$390,065, 24% higher than last year and 12% higher than last month.

The median sold price of a Chaffee County home in August was \$403,750, up 5% compared to last year.

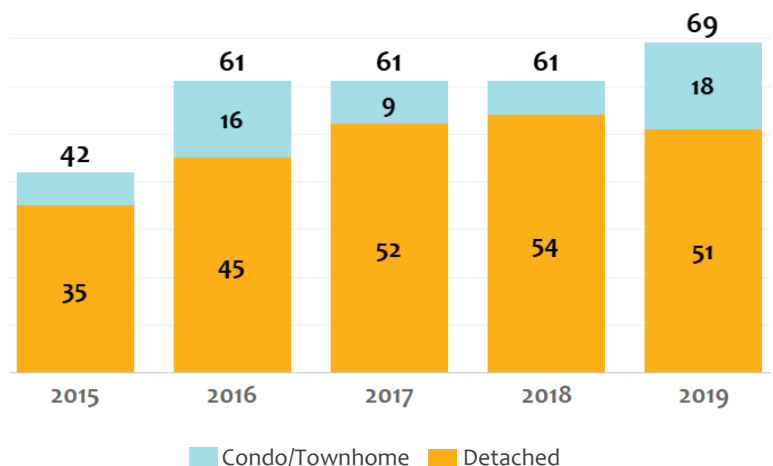


+13% NEW LISTINGS

In August, 69 new listings of homes for sale were brought to the market, 13% more than last year, but 10% less than last month.

At the end of August, there were 180 active listings of homes for sale in Chaffee County, 3% more than last month, and 3% more than last year.

Currently, there is approximately 15 weeks of inventory in Chaffee County, 4 weeks less than last month and 2 weeks more than last year.

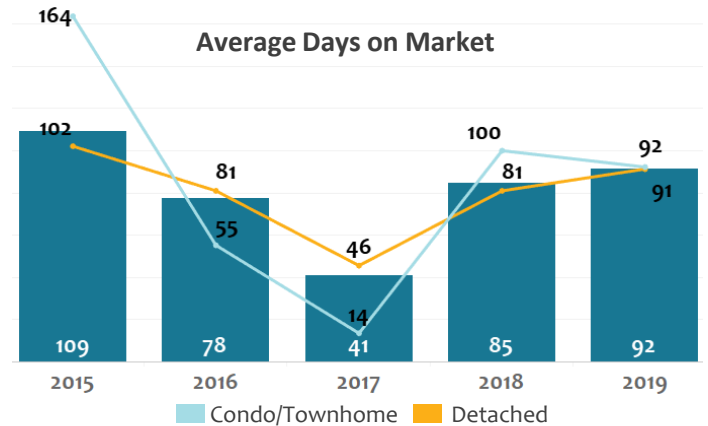




DAYS ON MARKET

The average amount of time a Chaffee County home spent on the market in August was 92 days, 27 days more than last month, and 7 days more than August 2018.

The median amount of time a home spent on the market in August was 39 days. Last year at this time, homes spent a median of 53 days on the market.



180 Active Listings	\$423,535 Average Sold Price	56 Listings Sold	92 Average Days on Market
69 New Listings	\$403,750 Median Sold Price	60 Listings Under Contract	14 Weeks of Inventory

BUENA VISTA HOUSING MARKET



27 New Listings

13 more than last year
3 fewer than last month



26 Homes Sold

Unchanged from last year
14 more than last month



\$443,033 Average Sold Price

7% higher than last year
15% higher than last month



111 Average Days on Market

51 days more than last year
70 days more than last month

SALIDA HOUSING MARKET



28 New Listings

3 fewer than last year
12 fewer than last month



22 Homes Sold

4 fewer than last year
3 fewer than last month



\$421,785 Average Sold Price

8% higher than last year
3% lower than last month



73 Average Days on Market

9 days more than last year
1 day less than last month

REcolorado

Housing market statistics are provided by REcolorado, the largest multiple listing service (MLS) in Colorado. REcolorado delivers advanced tools and services for REALTORS® of Central Colorado to serve home buyers and sellers. The REcolorado home search site, REcolorado.com, is the most trusted resource for home listings across the state. Search homes and land for sale in South Central Colorado at www.REcolorado.com.