

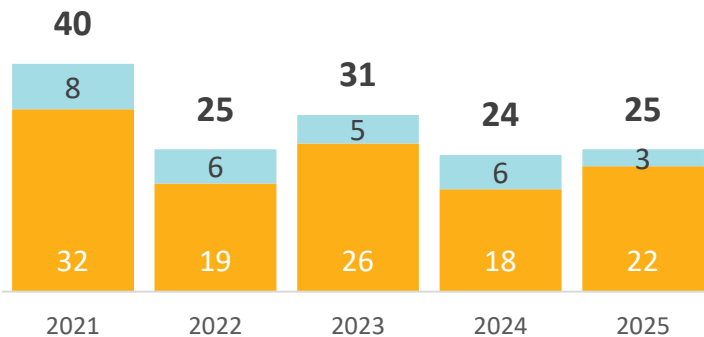
Chaffee County Housing Market

In February, 25 listings closed in Chaffee County, 4% more than last year but 7% fewer than last month. The median price for those homes was \$602,500, 7% more than last year but 8% less than last month. Buyer activity gained momentum with 38 contracts executed, 46% more than last year. As a result, at the close of the month, 153 listings were actively for sale in Chaffee County, with 17 fewer than last month. Homes spent a median of 72 days on the market. Throughout February, sellers added 49 new listings to the market, 2% less than last year but 17% more than last month, reflecting typical seasonal trends.

153 Active Listings	\$695,459 Average Closed Price	25 Closed Listings	72 Median Days in MLS
49 New Listings	\$602,500 Median Closed Price	38 Pending Listings	27 Weeks of Inventory

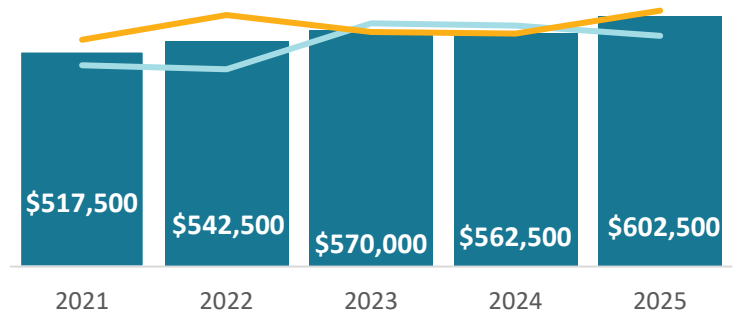
Closed Listings

+4% Year Over Year | **-7%** Month Over Month



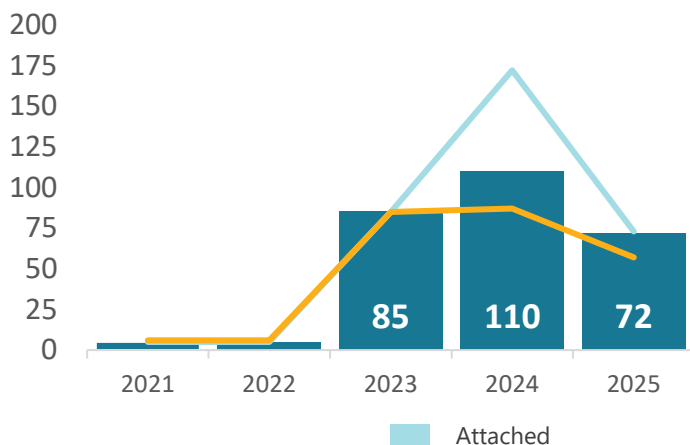
Median Closed Prices

+7% Year Over Year | **-8%** Month Over Month



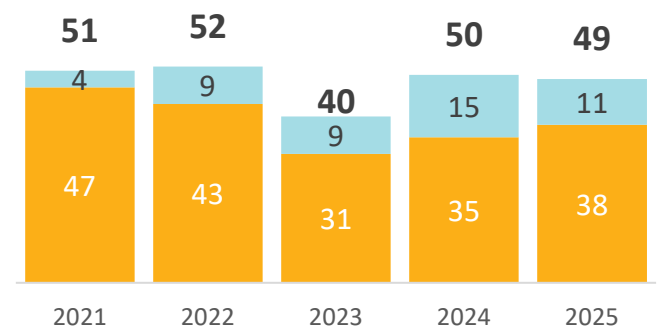
Median Days in MLS

-38 Days Year Over Year | **+20 Days** Month Over Month



New Listings

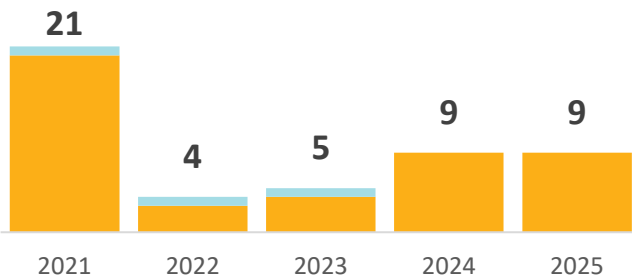
-2% Year Over Year | **+17%** Month Over Month



Buena Vista Housing Market

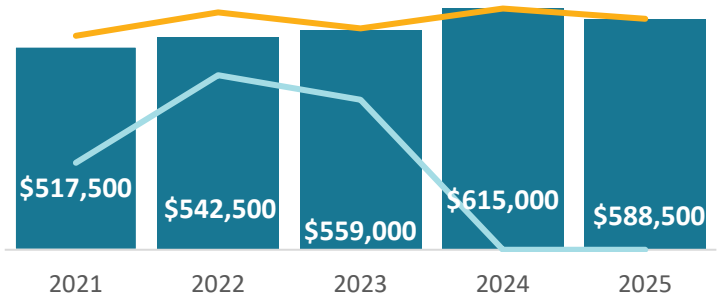
Homes Closed

0% Year Over Year | -10% Month Over Month



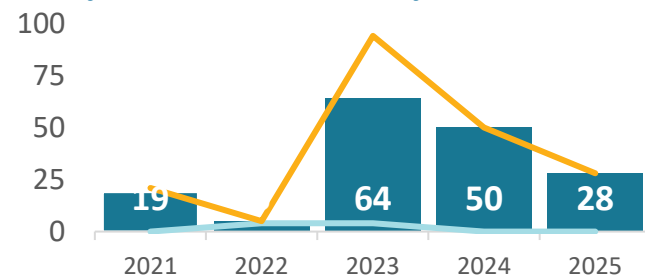
Median Closed Price

-4.3% Year Over Year | -21% Month Over Month



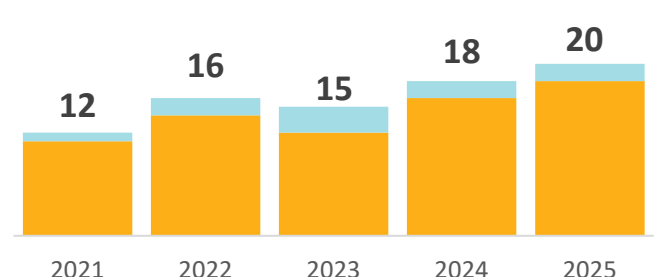
Median Days in MLS

-22 Days Year Over Year | -93 Days Month Over Month



New Listings

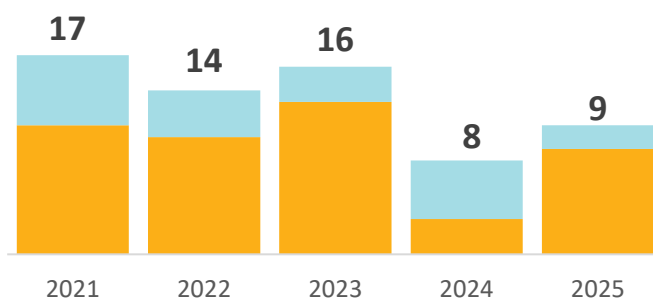
+11% Year Over Year | +33% Month Over Month



Salida Housing Market

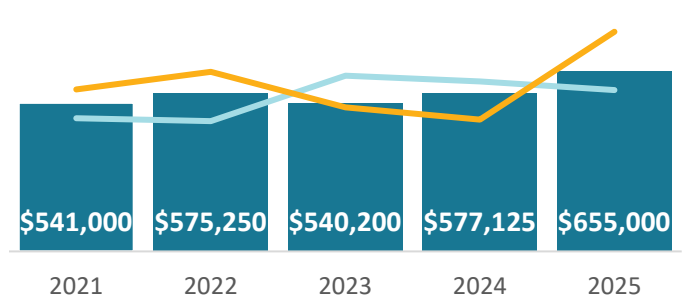
Homes Closed

+38% Year Over Year | 0% Month Over Month



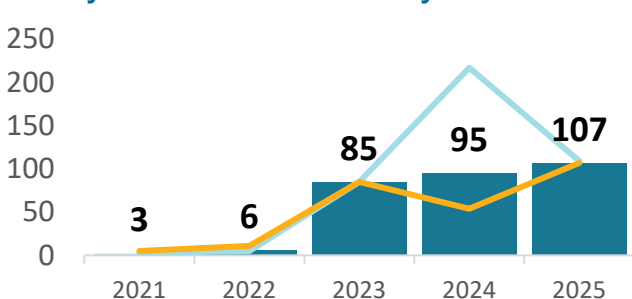
Median Closed Price

+14% Year Over Year | -23% Month Over Month



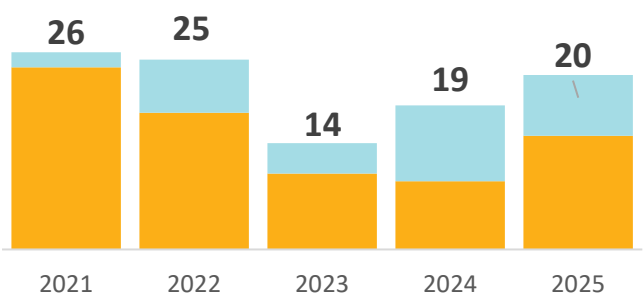
Median Days in MLS

+12 Days Year Over Year | +59 Days Month Over Month



New Listings

+21% Year Over Year | +10% Month Over Month



Attached

Detached