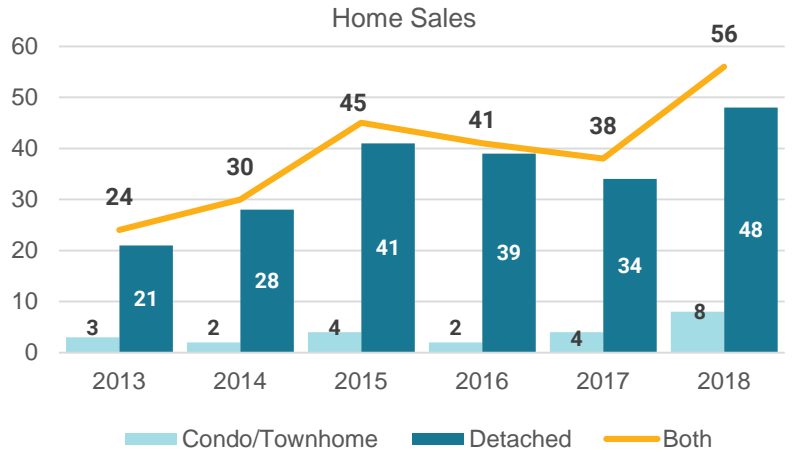


### HOME SALES

**+47%** In June, 56 homes sold in Chaffee County, a year-over-year increase of 47% and 17% more than last month.

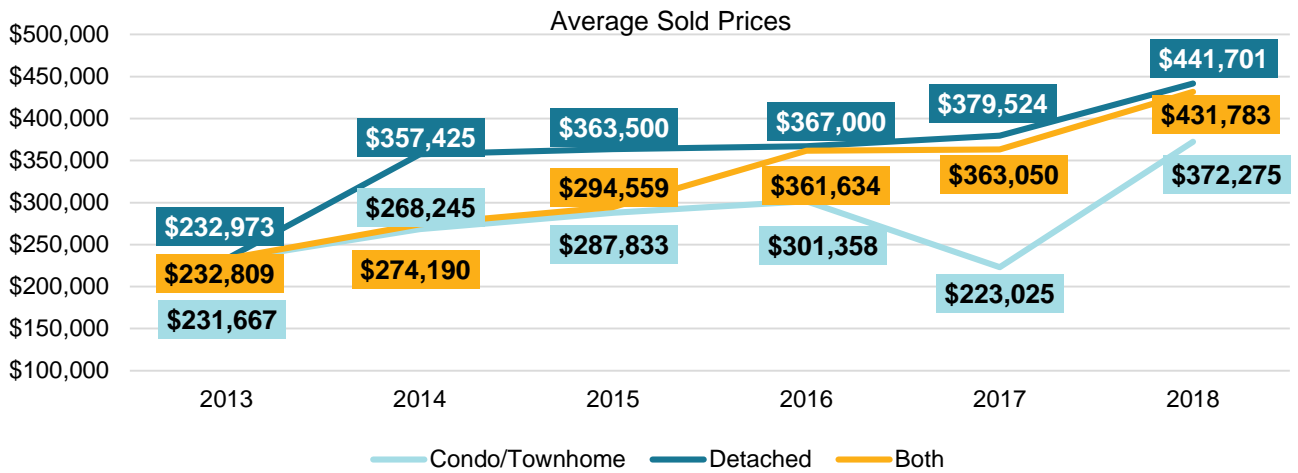
Throughout the month, contracts were put in place on 40 homes, unchanged compared to last year.

Year to date, 233 homes have sold, which is 26% more than this time last year.



### AVERAGE SALE PRICES

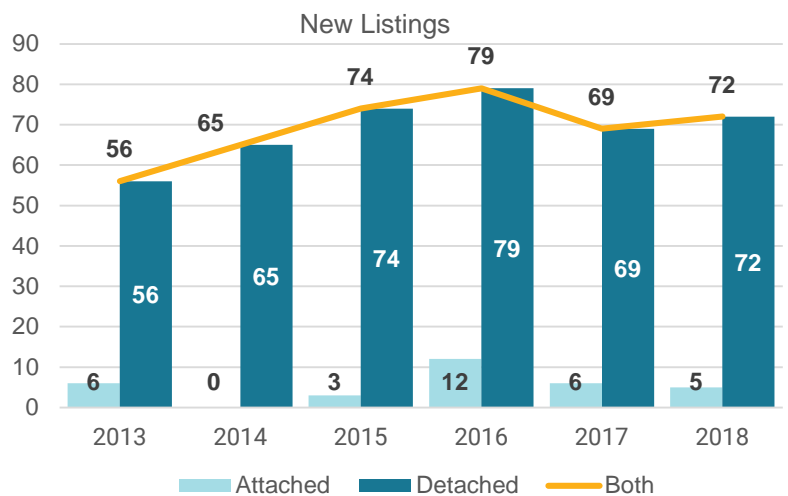
**+19%** The average price of a single family home sold in June was \$431,783, which is 19% higher than last year and 4% higher than last month. The median sold price in June was \$403,000, which means half of the homes sold in June were priced higher than \$403,000. June's median price is 7% higher than last month and 16% higher than last year.



### NEW LISTINGS

**+4%** In June, 72 new listings of homes for sale were brought to the market, a 7.2% increase compared to last month, and 4% higher than June 2017.

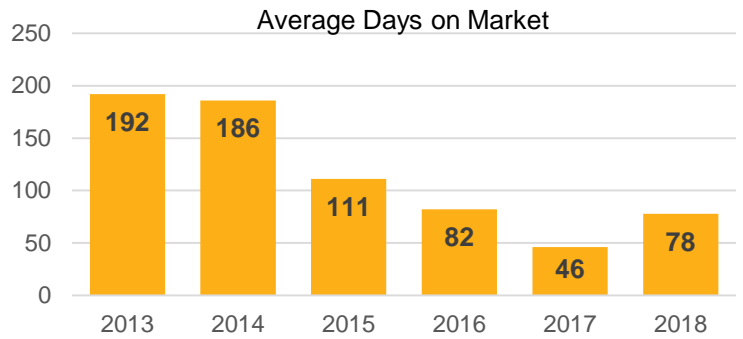
At the end of June, there were 173 active listings of homes for sale in Chaffee County, 13% more than last month. At this time, there is approximately 13 weeks of inventory in Chaffee County, 1 week less than last month.



## +32 Days DAYS ON MARKET

The average amount of time a Chaffee County home spent on the market decreased in June to 78 days, 25 days less than last month and year and 25 days more than June 2017.

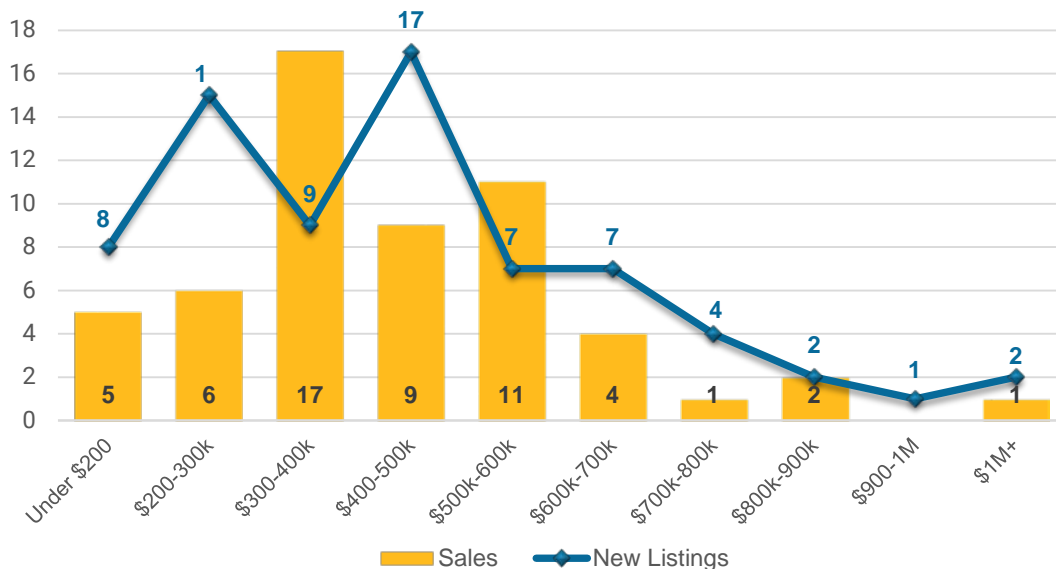
Median Days on Market was 18 days, which means half the homes on the market sold in less than 18 days. In June 2017, homes spent a median of 31 days on the market.



<b>173</b> Active Listings	<b>\$431,83</b> Average Sold Price	<b>56</b> Listings Sold	<b>78</b> Average Days on Market
<b>72</b> New Listings	<b>\$357,000</b> Median Sold Price	<b>40</b> Listings Under Contract	<b>13</b> Weeks of Inventory

## Chaffee County Housing Market by Price Range

The majority of the activity in June took place in the \$300-600,000 price ranges. In these ranges, 46% of all new home listings came on the market and 66% of all sales took place. Homes priced from \$500-600,000 are selling the quickest, with half selling in one week or less.



Median Days on Market by Price Range	
Under \$200k	215
\$200-300k	13
\$300-400k	10
\$400-500k	8
\$500-600k	7
\$600-700k	45
\$700-800k	0
\$800-900k	272
\$900k-1M	N/A
\$1M+	4

## REcolorado

Housing market statistics are provided by REcolorado, the largest multiple listing service (MLS) in Colorado. REcolorado delivers advanced tools and services for REALTORS® of Central Colorado to serve home buyers and sellers. The REcolorado home search site, [REcolorado.com](http://REcolorado.com), is the most trusted resource for home listings across the state. Search homes and land for sale in South Central Colorado at [www.REcolorado.com](http://www.REcolorado.com).