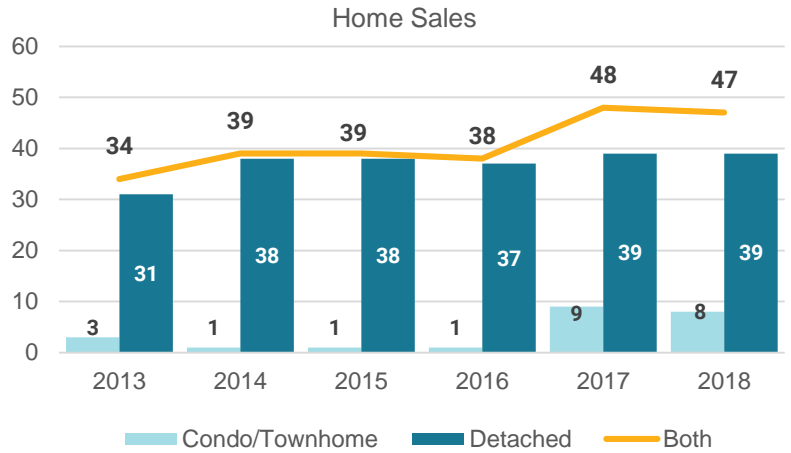


### HOME SALES

**-2%** In May, 47 homes sold in Chaffee County, a year-over-year decrease of 2% and 62% more than last month.

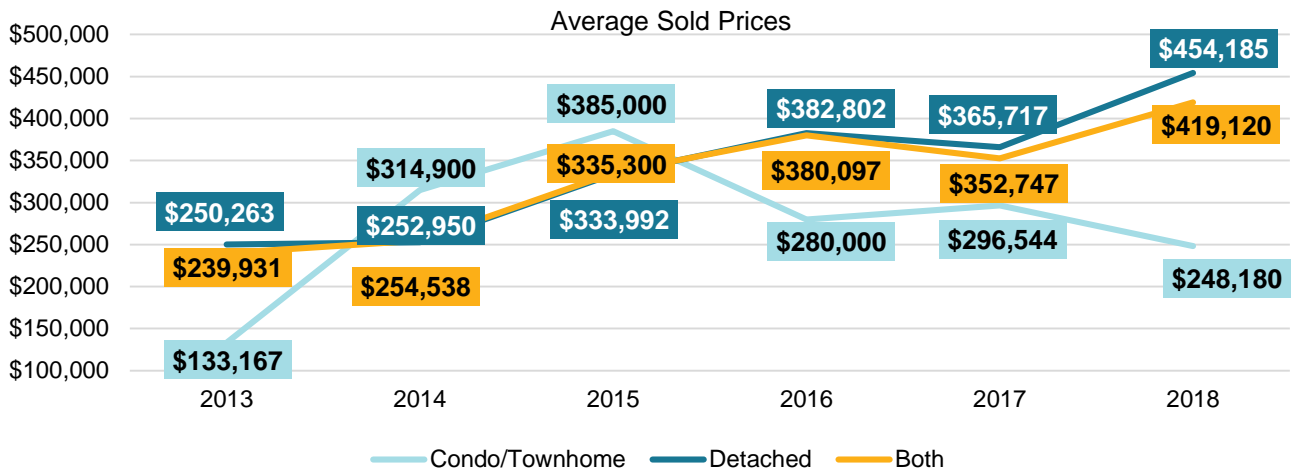
Throughout the month, contracts were put in place on 58 homes, a 32% increase compared to last year.

Year to date, 175 homes have sold, which is 19% more than this time last year.



### AVERAGE SALE PRICES

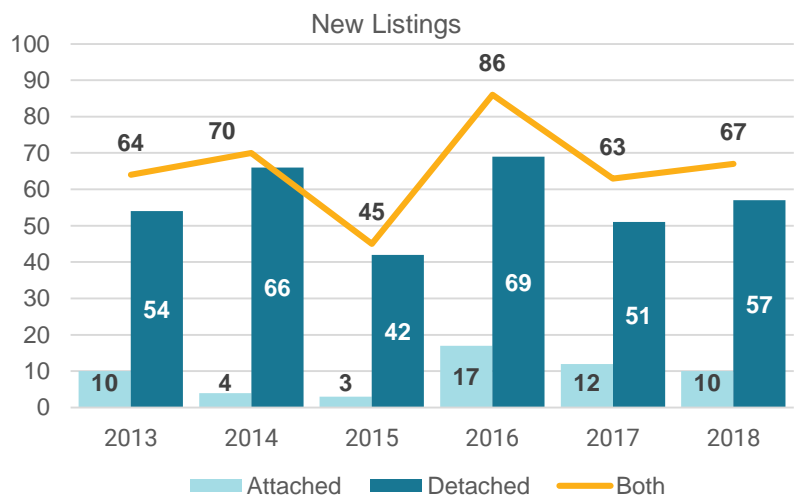
**+19%** The average price of a single family home sold in May was \$419,120, which is 19% higher than last year and 20% lower than last month. Month-over-month decreases were caused primarily by the sale of 4 properties priced above \$1M and 4 properties priced above \$500,000 in April. The median sold price in May was \$395,650, 16% higher than last month and 16% higher than last year.



### NEW LISTINGS

**+6%** In May, 67 new listings of homes for sale were brought to the market, a 6% increase compared to May 2017 and 10% higher than last month.

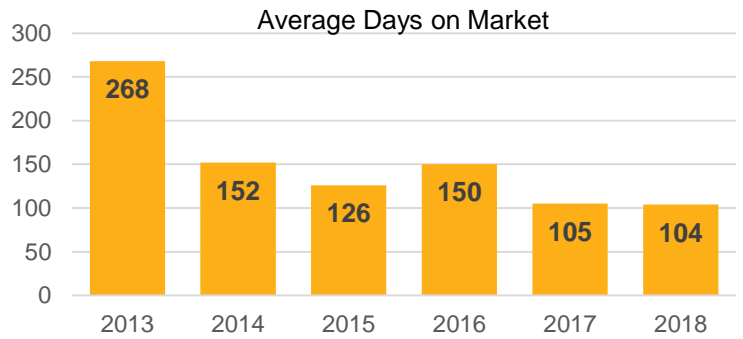
At the end of May, there were 153 active listings of homes for sale in Chaffee County, 14% more than last month. At this time, there is approximately 14 weeks of inventory in Chaffee County, 6 weeks fewer than last month.



## -1 DAY DAYS ON MARKET

The average amount of time a Chaffee County home spent on the market decreased in May to 104 days, 1 day less than last year and 20 days less than last month.

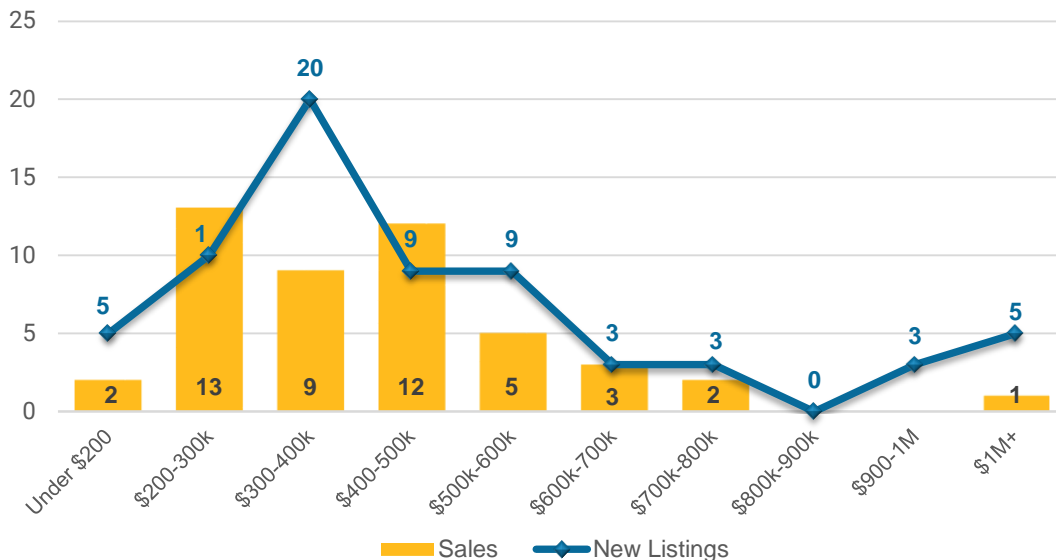
Median Days on Market was 32, 17 days fewer than last year and 20 days fewer than last month.



<b>153</b> Active Listings	<b>\$419,120</b> Average Sold Price	<b>47</b> Listings Sold	<b>104</b> Average Days on Market
<b>67</b> New Listings	<b>\$395,650</b> Median Sold Price	<b>58</b> Listings Under Contract	<b>14</b> Weeks of Inventory

## Chaffee County Housing Market by Price Range

The majority of the activity in May took place in the \$200-500,000 price ranges. In these ranges, 58% of all new home listings came on the market and 72% of all sales took place. Homes priced from \$300-400,000 are selling the quickest, in just 54 days.



Days on Market by Price Range	
Under \$200k	0
\$200-300k	104
\$300-400k	54
\$400-500k	76
\$500-600k	80
\$600-700k	117
\$700-800k	146
\$1-2M	1122

## REcolorado

Housing market statistics are provided by REcolorado, the largest multiple listing service (MLS) in Colorado. REcolorado delivers advanced tools and services for REALTORS® of Central Colorado to serve home buyers and sellers. The REcolorado home search site, [REcolorado.com](http://REcolorado.com), is the most trusted resource for home listings across the state. Search homes and land for sale in South Central Colorado at [www.REcolorado.com](http://www.REcolorado.com).