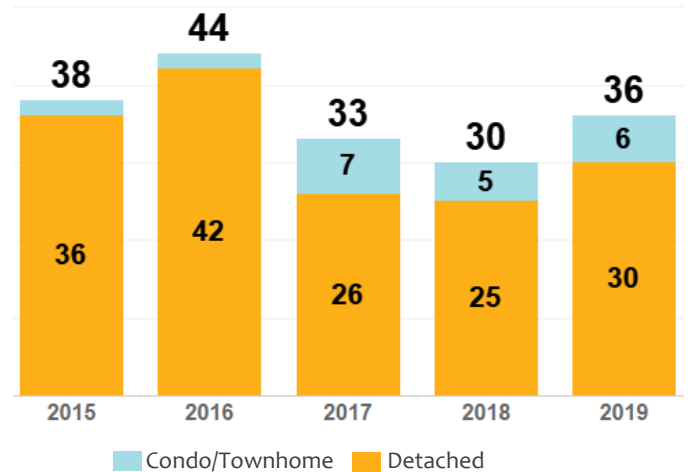


+20%

HOME SALES

In April, 36 homes sold in Chaffee County, a 20% increase from last year and 20% more than last month. Year to date, home sales are down 4% compared to last year at this time.

April was a very active month, with contracts put in place on 67 homes, 43% higher than last April and 56% higher than last month.

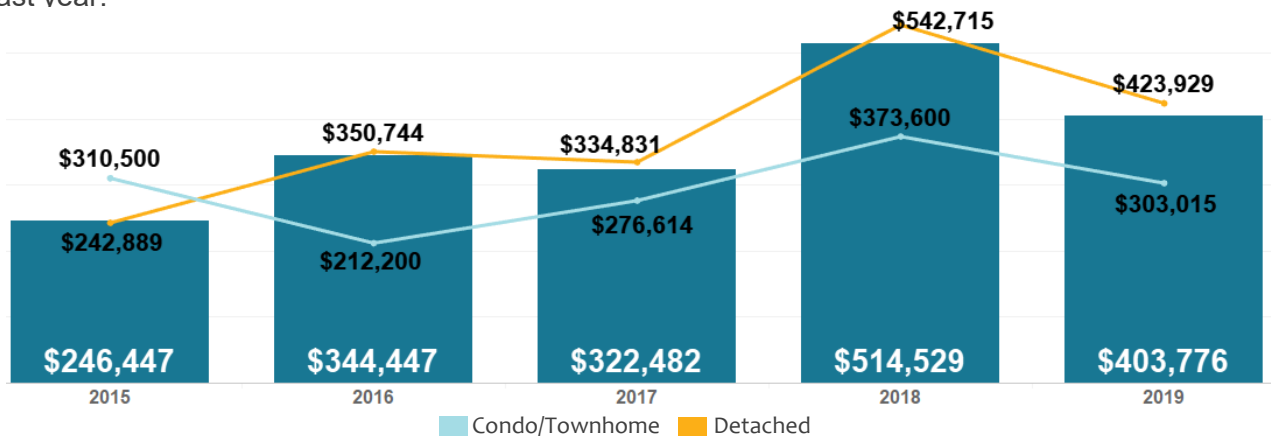


-22%

AVERAGE SALE PRICES

The average sale price of a single-family home in April was \$403,776, down 22% from last year and up 1% compared to last month. Detached homes sold for an average of \$423,929, down 22% year over year. The average price of a condo/townhome was \$303,015, which is 19% lower than last year.

The median sold price of a Chaffee County home in April was \$401,750, up 20% compared to last year.

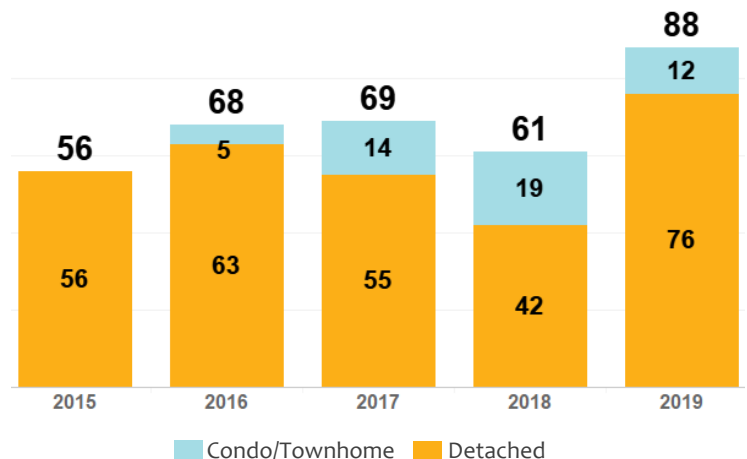


+44%

NEW LISTINGS

In April, 88 new listings of homes for sale were brought to the market, 120% more than last month and 44% more than April 2018. Single-family detached homes comprised 76 or 86% of the new listings.

At the end of April, there were 151 active listings of homes for sale in Chaffee County, 15% more than last month and 13% more than last year. Currently, there is approximately 18 weeks of inventory in Chaffee County, 1 week less than last month and 2 weeks less than last year.



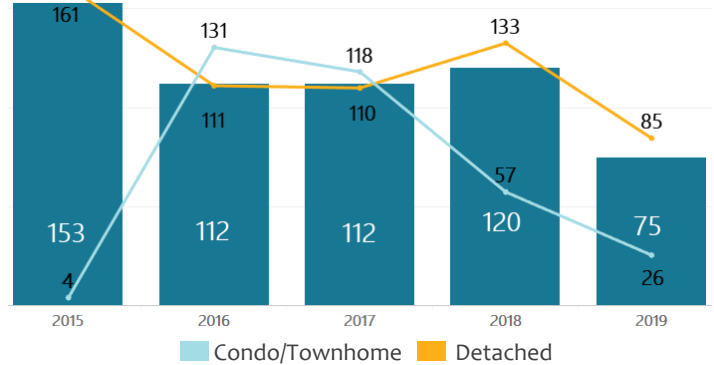
-45 Days

DAYS ON MARKET

The average amount of time a Chaffee County home spent on the market in April was 75 days, 68 days fewer than last month and 45 days fewer than April 2018.

The median amount of time a home spent on the market in April was 31 days. Last year at this time, homes spent a median of 47 days on the market.

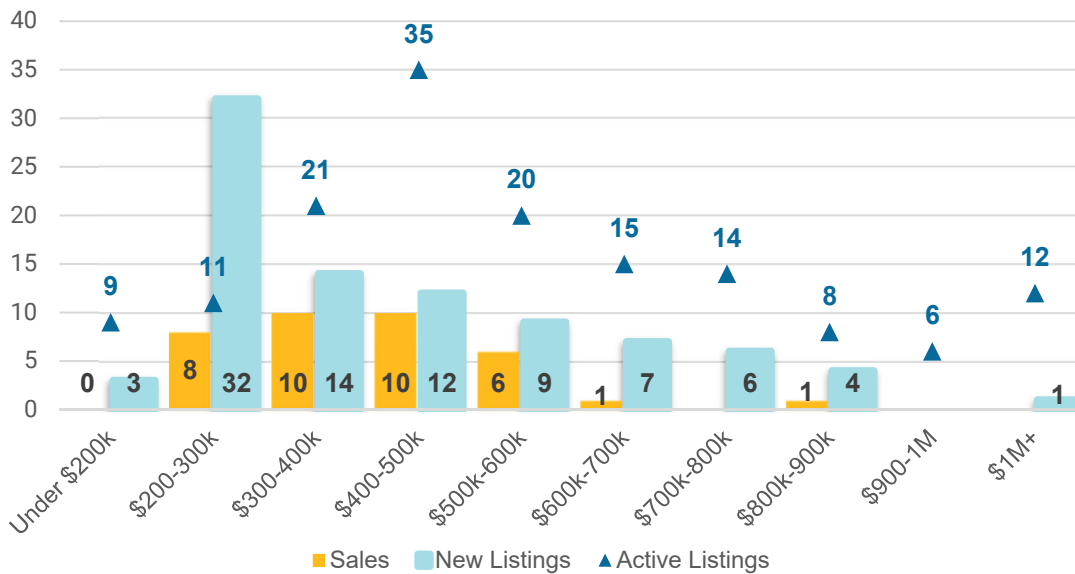
Average Days on Market



151 Active Listings	\$403,776 Average Sold Price	36 Listings Sold	75 Average Days on Market
88 New Listings	\$401,750 Median Sold Price	67 Listings Under Contract	18 Weeks of Inventory

Chaffee County Housing Market by Price Range

In April, we saw the most activity in the price ranges between \$200,000 and \$500,000. New listings in these ranges comprised approximately 66% of all listings that came on the market. Additionally, 78% of the homes that sold in Chaffee County were priced in these ranges. Homes priced at \$200,000 to \$500,000 sold in an average of 62 days.



Average Days on Market by Price Range	
Under \$200k	N/A
\$200-300k	48
\$300-400k	95
\$400-500k	40
\$500-600k	124
\$600-700k	26
\$700-800k	N/A
\$800-900k	185
\$900k+	N/A

REcolorado

Housing market statistics are provided by REcolorado, the largest multiple listing service (MLS) in Colorado. REcolorado delivers advanced tools and services for REALTORS® of Central Colorado to serve home buyers and sellers. The REcolorado home search site, REcolorado.com, is the most trusted resource for home listings across the state. Search homes and land for sale in South Central Colorado at www.REcolorado.com.