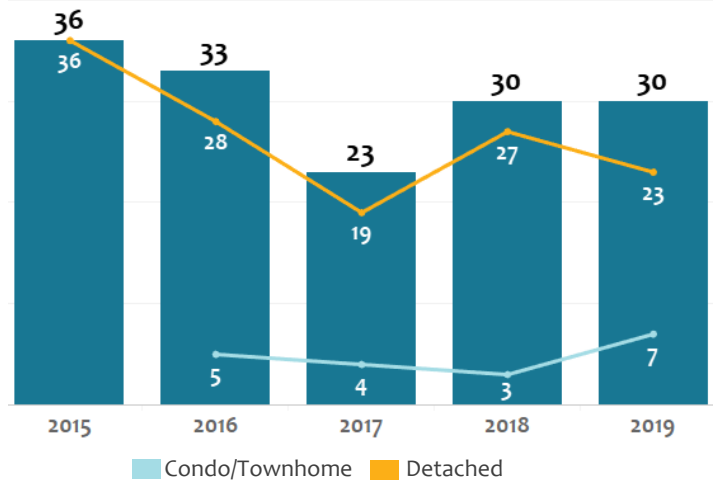


### Unchanged HOME SALES

In March, 30 homes sold in Chaffee County, the same number of sales that were seen in March 2018, but a decrease of 12% compared to last month. Year over year, sales of detached homes was down 15%, while sales of attached homes more than doubled.

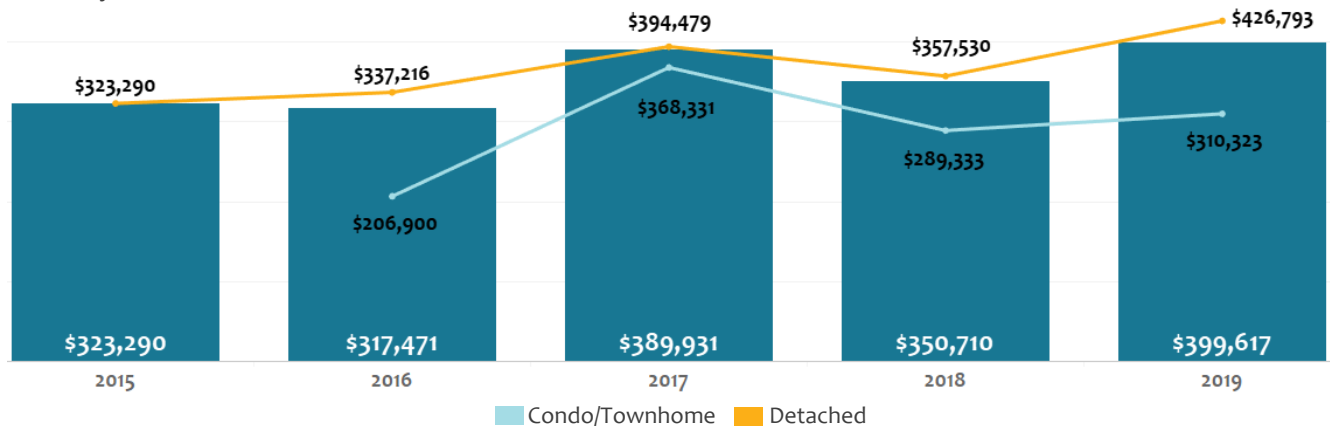
Throughout the month, contracts were put in place on 44 homes, 12% less than last year, and 57% more than last month.



### +14% AVERAGE SALE PRICES

The average sale price of a single-family home in March was \$399,617, up 14% from last year, and up 1% from last month. Detached homes sold for an average of \$426,793, up 19% year over year. The average price of an attached home was \$310,323, which is 7% lower than last year.

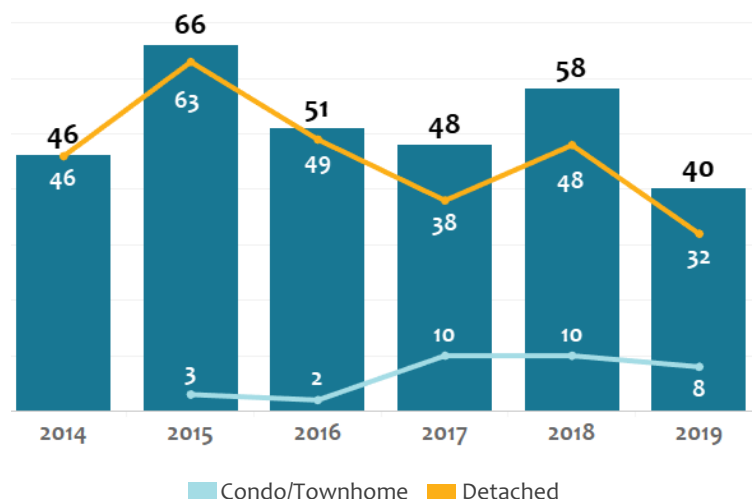
The median sold price of a Chaffee County home in March was \$395,000, up 18% as compared to last year.



### -31% NEW LISTINGS

In March, 40 new listings of homes for sale were brought to the market, 3% more than last month, but 31% more than March 2018.

At the end of March, there were 131 active listings of homes for sale in Chaffee County, 1.5% less than last month and 6% less than last year. Currently, there is approximately 19 weeks of inventory in Chaffee County, 2 weeks more than last month and 3 weeks less than last year.

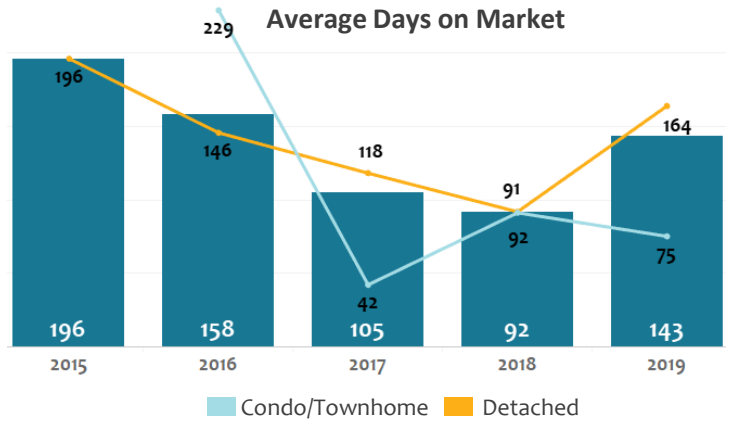


**+51 Days**

## DAYS ON MARKET

The average amount of time a Chaffee County home spent on the market in March was 143 days, 81 days more than last month, and 51 days longer than March 2018.

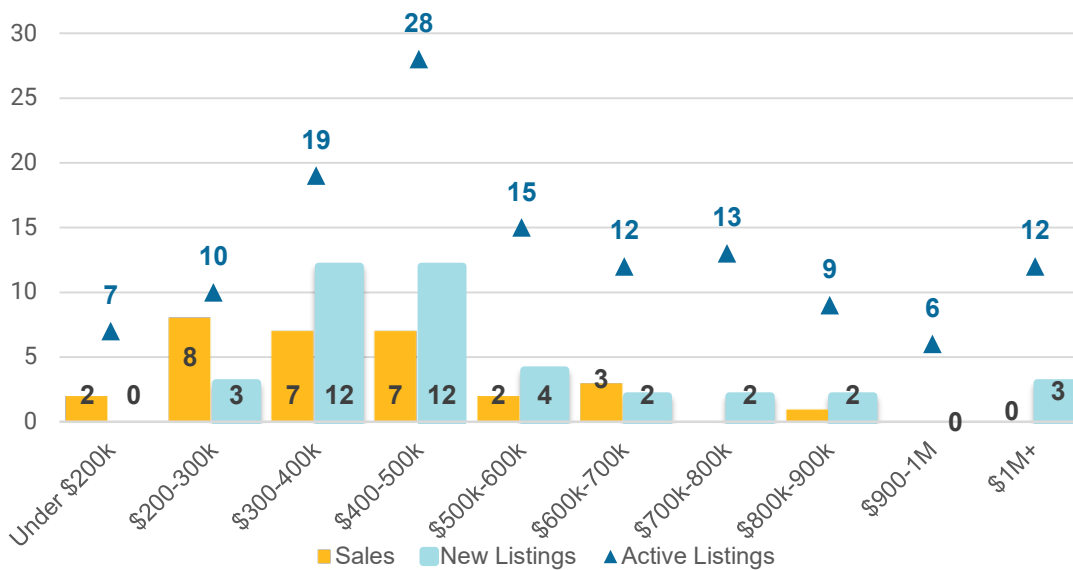
The median amount of time a home spent on the market in March was 65 days. Last year at this time, homes spent a median of 81 days on the market.



<b>131</b> Active Listings	<b>\$399,617</b> Average Sold Price	<b>30</b> Listings Sold	<b>143</b> Average Days on Market
<b>40</b> New Listings	<b>\$395,000</b> Median Sold Price	<b>44</b> Listings Under Contract	<b>19</b> Weeks of Inventory

## Chaffee County Housing Market by Price Range

In March, we saw the most activity in the price ranges between \$200,000 and \$500,000. New listings in these ranges comprised approximately 68% of all listings that came on the market. Additionally, 73% of the homes that sold in Chaffee County were priced in these ranges. Homes priced at \$200,000 to \$500,000 sold in the least amount of time, with homes priced from \$200,000 to \$300,000 selling in just over three weeks, on average.



Average Days on Market by Price Range	
Under \$200k	478
\$200-300k	24
\$300-400k	106
\$400-500k	99
\$500-600k	209
\$600-700k	380
\$700-800k	N/A
\$800-900k	159
\$900k+	N/A

## REcolorado

Housing market statistics are provided by REcolorado, the largest multiple listing service (MLS) in Colorado. REcolorado delivers advanced tools and services for REALTORS® of Central Colorado to serve home buyers and sellers. The REcolorado home search site, [REcolorado.com](http://REcolorado.com), is the most trusted resource for home listings across the state. Search homes and land for sale in South Central Colorado at [www.REcolorado.com](http://www.REcolorado.com).