

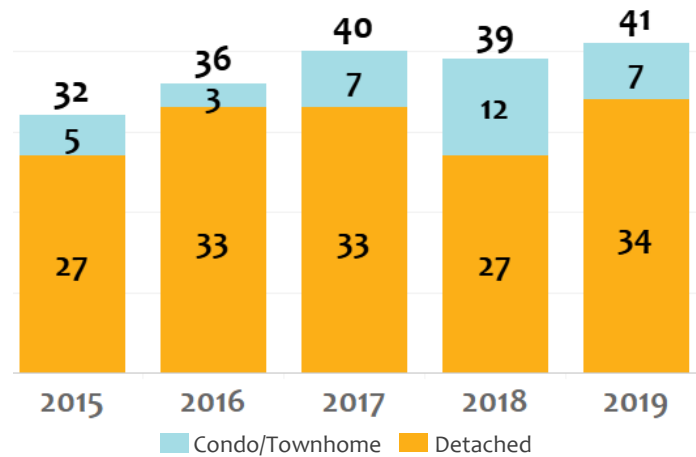
+5%

HOME SALES

With 41 homes sold throughout the month, Chaffee County sales saw a **5% year-over-year increase**. Month over month, sales saw a seasonal decrease of 11%.

Year to date, 460 homes have sold, up 1% as compared to last year at this time.

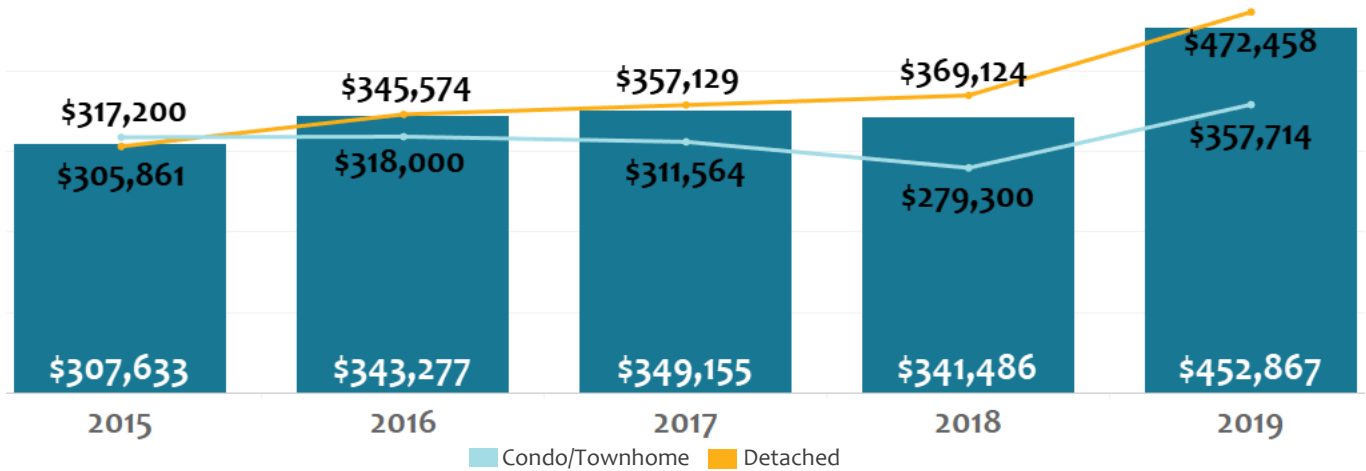
In November, contracts were put in place on 37 homes, 106% more than last November, but 26% less than last month.



+33%

AVERAGE SALE PRICES

The average sale price of a Chaffee County home in November was \$452,867, **33% higher than this time last year**, but down 6% compared to last month. Year-over-year increases were due in part to a 157% increase in the number of homes sold in the \$300-400,000 price range. Detached homes sold for an average of \$472,458, up 28% percent year over year and down 9% month over month. The average price of a condo/townhome was \$357,714, 28% higher than last year and 8% lower than last month.



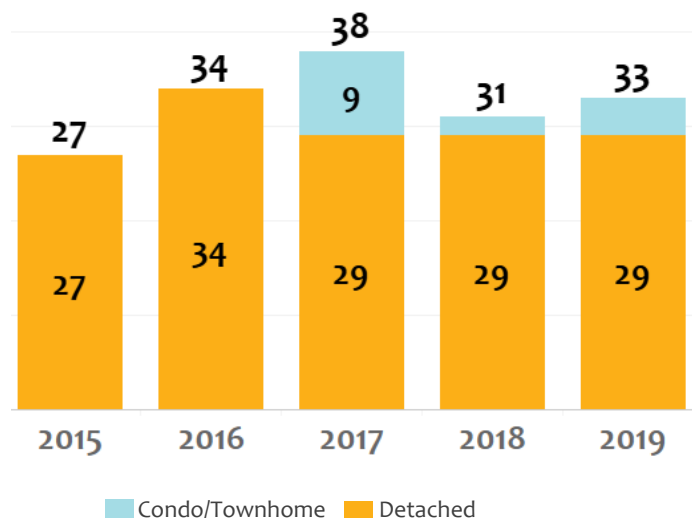
+7%

NEW LISTINGS

In November, 33 new listings of homes for sale were brought to the market, a seasonal decrease of 37% from last month, but **7% more than last year at this time**.

At the end of November, there were 151 active listings of homes for sale in Chaffee County, 11% less than last month, but 8% more than last year.

Currently, there is approximately 16 weeks of inventory in Chaffee County, unchanged from both last month and last year at this time.

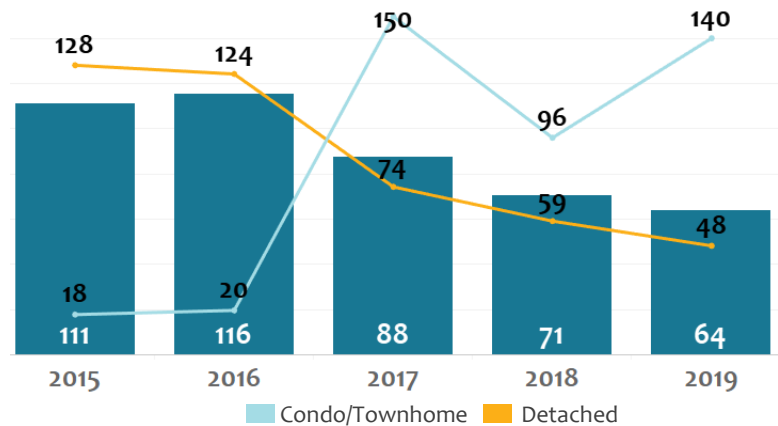


-7
Days

AVERAGE DAYS ON MARKET

The average amount of time a Chaffee County home spent on the market in November was 64 days, 31 days less than last month and **7 days less than November 2018**.

The median amount of time a home spent on the market in November was 44 days. Last year at this time, homes spent a median of 43 days on the market.



151 Active Listings	\$452,867 Average Sold Price	41 Listings Sold	64 Average Days on Market
33 New Listings	\$395,500 Median Sold Price	37 Listings Under Contract	16 Weeks of Inventory

BUENA VISTA HOUSING MARKET



12 New Listings

2 less than last year
11 less than last month



17 Homes Sold

2 more than last year
2 more than last month



\$419,959 Average Sold Price

25% higher than last year
10% higher than last month



43 Average Days on Market

6 days more than last year
3 days less than last month

SALIDA HOUSING MARKET



18 New Listings

5 more than last year
9 less than last month



15 Homes Sold

Unchanged from last year
14 less than last month



\$493,393 Average Sold Price

48% higher than last year
6% lower than last month



98 Average Days on Market

15 days more than last year
17 days less than last month

REcolorado

Housing market statistics are provided by REcolorado, the largest multiple listing service (MLS) in Colorado. REcolorado delivers advanced tools and services for REALTORS® of Central Colorado to serve home buyers and sellers. The REcolorado home search site, REcolorado.com, is the most trusted resource for home listings across the state. Search homes and land for sale in South Central Colorado at www.REcolorado.com.