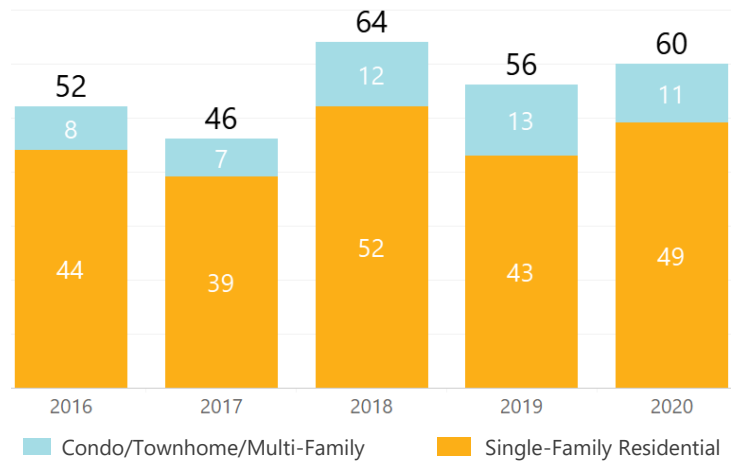


+7%

HOMES CLOSED

In August, 60 homes closed in Chaffee County. An increase of **7% year over year**, but an 18% decrease month over month.

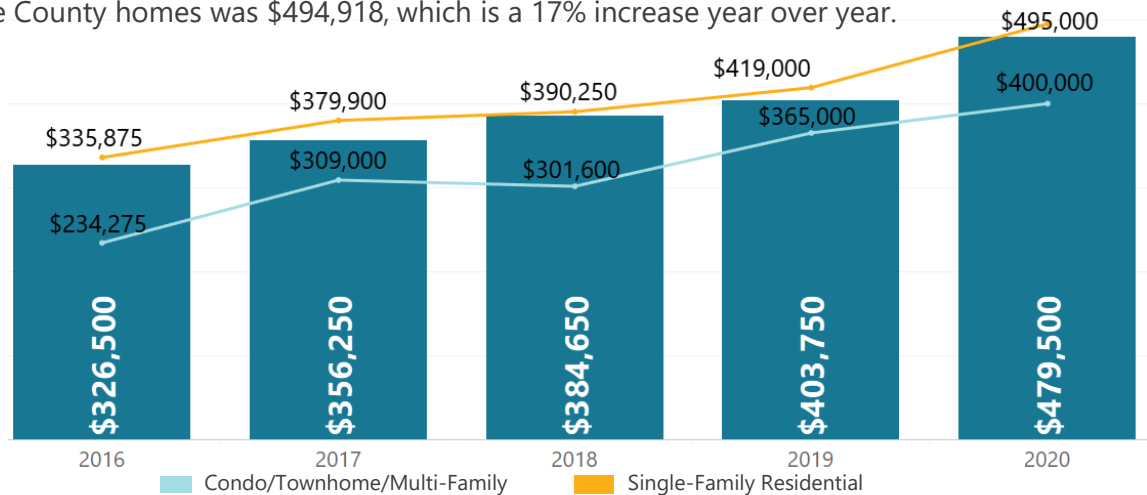
August had 84 homes move to Pending status, 50% more year over year and 6% more month over month.



+19%

MEDIAN CLOSED PRICES

Closing prices for homes in Chaffee County hit a 10-year record high with a median closed price of \$479,500, a **19% year-over-year increase** and an 18% month-over-month increase. Single-family homes closed at a median price of \$495,000, 18% more than last year. Condo/Townhome/Multi-family homes closed for a median price of \$400,000, 10% more than last year. The Average Closed Price for Chaffee County homes was \$494,918, which is a 17% increase year over year.



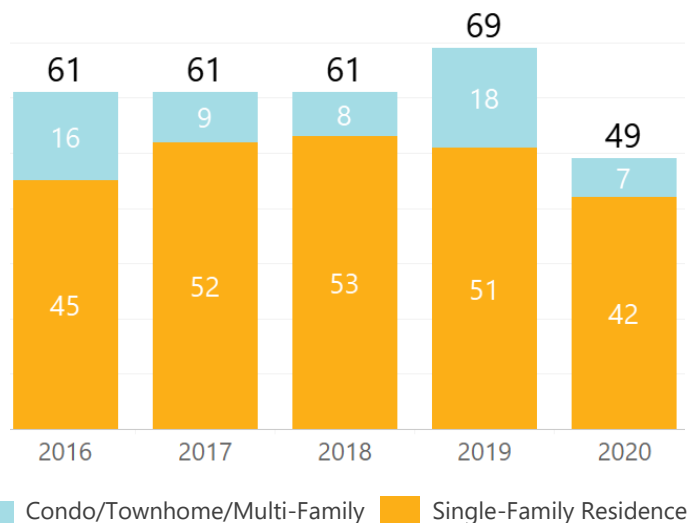
-29%

NEW LISTINGS

Chaffee County had 49 New Listings of homes for sale come on the market in August, a **29% decrease from this time last year** and a 41% decrease from last month.

August ended with **120 Active listings**, a 33% decrease year over year and a 22% decrease month over month.

Currently, Chaffee County has **9 weeks of inventory**. A decrease of 6 weeks year over year and unchanged month over month.

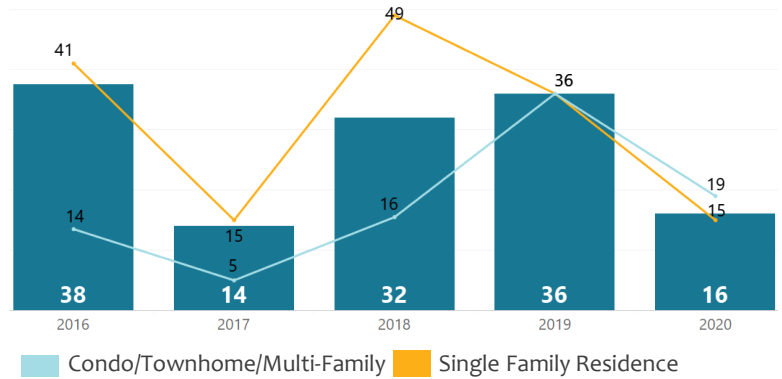


20 Days

MEDIAN DAYS IN MLS

Homes spent a **median of 16 days in the MLS** in August. A decrease of 20 days over year and a decrease of 17 days month over month.

The average amount of time a home spent on the market in August was 49 days, 31 days less than this time last year and 20 days less than last month.



120 Active Listings	\$494,918 Average Sold Price	60 Closed Listings	16 Median Days in MLS
49 New Listings	\$479,500 Median Sold Price	84 Pending Listings	9 Weeks of Inventory

BUENA VISTA HOUSING MARKET



17 New Listings

10 less than last year
20 less than last month



21 Homes Closed

5 less than last year
21 less than last month



\$465,000 Median Price

24% increase year over year
25% increase month over month



10 Median Days in MLS

33 days less than last year
13 days less than last month

SALIDA HOUSING MARKET



23 New Listings

5 less than last year
8 less than last month



32 Homes Closed

10 more than last year
4 more than last month



\$507,500 Median Price

18% increase year over year
5% increase month over month



22 Median Days in MLS

7 days less than last year
14 days less than last month

REcolorado

Housing market statistics are provided by REcolorado, the largest multiple listing service (MLS) in Colorado. REcolorado delivers advanced tools and services for REALTORS® of Central Colorado to serve home buyers and sellers. The REcolorado home search site, REcolorado.com, is the most trusted resource for home listings across the state. Search homes and land for sale in South Central Colorado at www.REcolorado.com.