

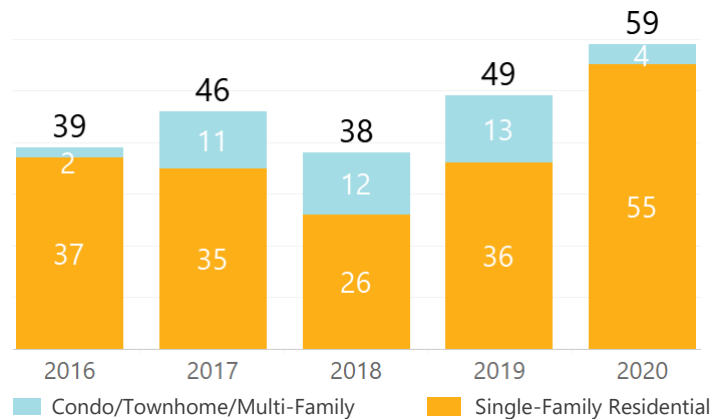
+20%

HOMES CLOSED

Chaffee County had strong buyer demand in December with an increase in both Closed and Pending Listings.

In December, 59 homes closed in Chaffee County, **20% more year over year** and 26% more month over month.

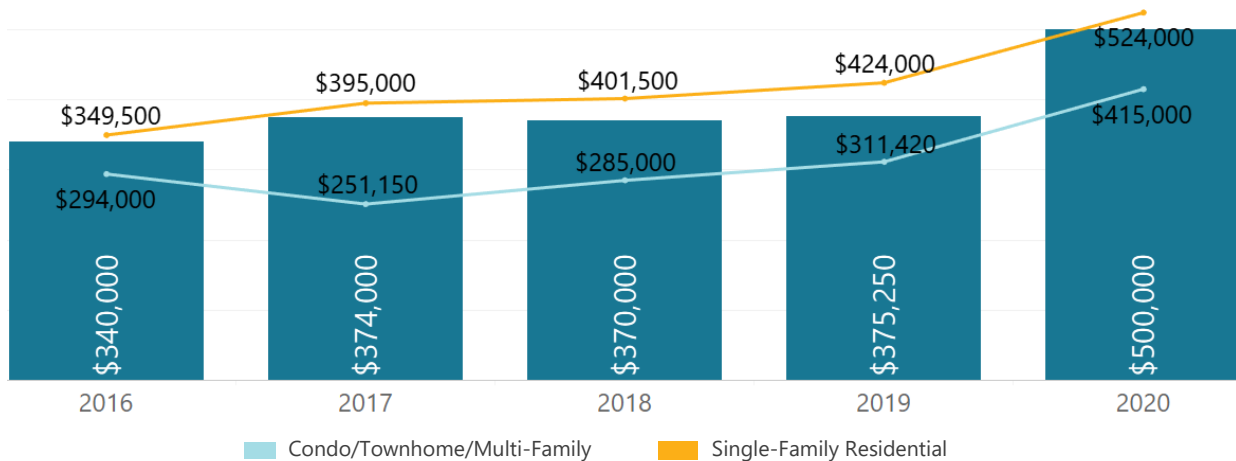
Chaffee County saw 60 homes move to the Pending status, **100% more compared to this time last year** and 71% more than last month.



+33%

MEDIAN CLOSED PRICES

The Median Closed Price of Chaffee County homes was \$500,000 in December, an increase of **33% year over year** and an increase of 9% month over month. Single-family homes Closed for a Median Price of \$524,000, up 24% compared to this time last year. Condo/Townhome/Multi-family homes Closed for a Median Price of \$415,000, up 33% year over year. The Average Closed Price in December for Chaffee County homes was \$594,928, a 29% year-over-year increase and a 5% month-over-month increase.



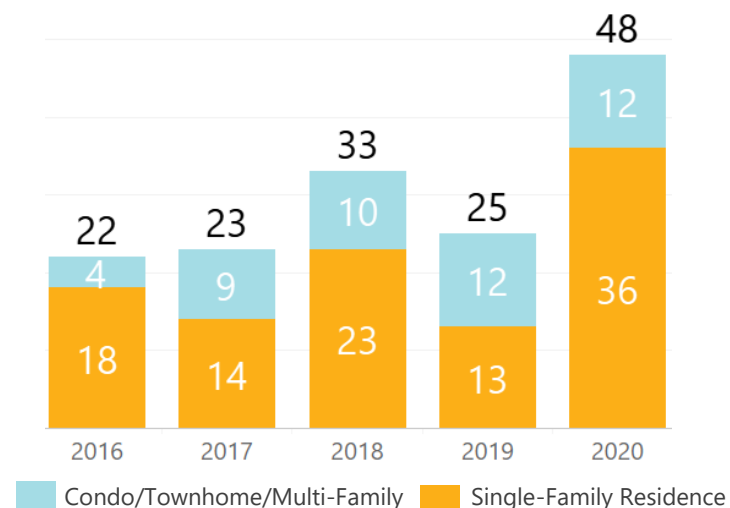
+92%

NEW LISTINGS

Throughout December, 48 New Listings came on the market in Chaffee County, **an increase of 92% year over year** and an increase of 14% month over month.

Inventory was a challenge in December. The month ended with 55 Active listings, **58% less than this time last year** and 21% less than last month.

Currently, there are 4 weeks of inventory available in Chaffee County. This is 8 weeks less than this time last year and 2 weeks less than last month.

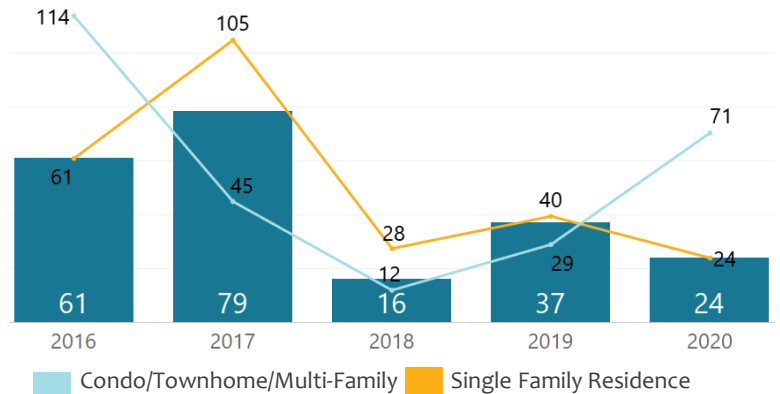


-13 Days

MEDIAN DAYS IN MLS

Chaffee County homes spent a **median of 24 days in the MLS** in December, 13 days less year over year and 3 days more month over month.

In December, the Average Days in MLS for a Chaffee County home was 57 days which was 6 days less than last year and 1 day more than last month.



55 Active Listings	\$594,928 Average Sold Price	59 Closed Listings	24 Median Days in MLS
48 New Listings	\$500,000 Median Sold Price	60 Pending Listings	4 Weeks of Inventory

BUENA VISTA HOUSING MARKET



18 New Listings

3 more than last year
8 more than last month



24 Homes Closed

6 more than last year
4 more than last month



\$450,000 Median Price

30% increase year over year
15% decrease month over month



15 Median Days in MLS

8 days less than last year
3 days less than last month

SALIDA HOUSING MARKET



26 New Listings

18 more than last year
1 more than last month



27 Homes Closed

6 more than last year
9 more than last month



\$545,000 Median Price

21% increase year over year
22% increase month over month



4 Median Days in MLS

38 days less than last year
31 days less than last month

REcolorado

Housing market statistics are provided by REcolorado, the largest multiple listing service (MLS) in Colorado. REcolorado delivers advanced tools and services for REALTORS® of Central Colorado to serve home buyers and sellers. The REcolorado home search site, REcolorado.com, is the most trusted resource for home listings across the state. Search homes and land for sale in South Central Colorado at www.REcolorado.com.