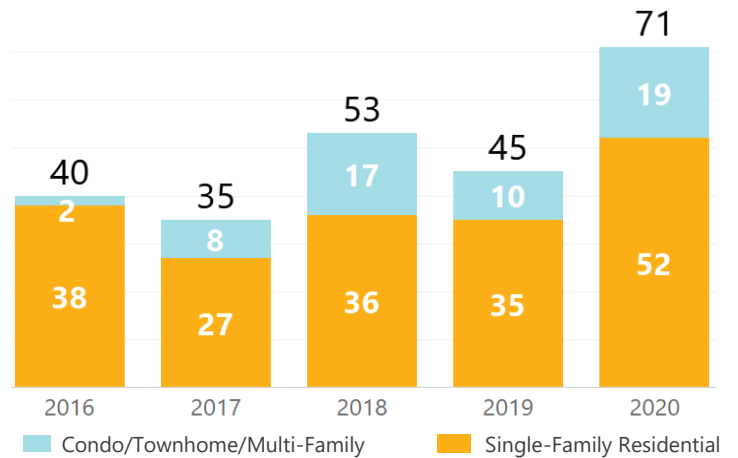




HOMES CLOSED

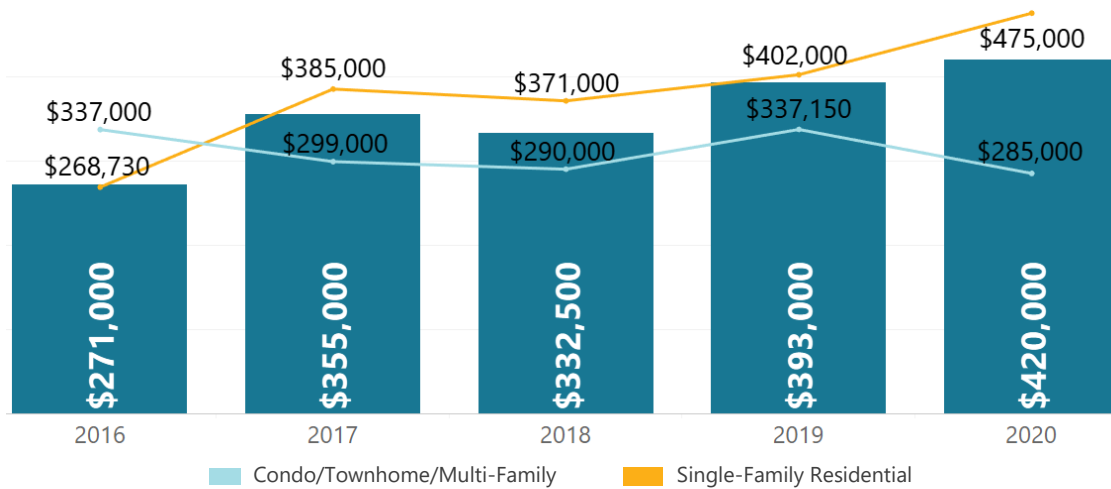
+58% Chaffee County had 71 homes close in the month of July, **58% more than this time last year** and 61% more than last month.

Contracts were put in place on 84 Chaffee County homes, a 56% increase year over year and a 5% increase month over month.



MEDIAN CLOSED PRICES

In July, the median closed price of homes in Chaffee County was \$420,000, **an increase of 7% year over year** and 3% month over month. Single family homes saw an 18% increase year over year with median closed prices at \$475,000. While Condo/Townhome/Multi-family homes saw a 16% decrease year over year. The average closed price in July was \$494,939, up 21% from last year.

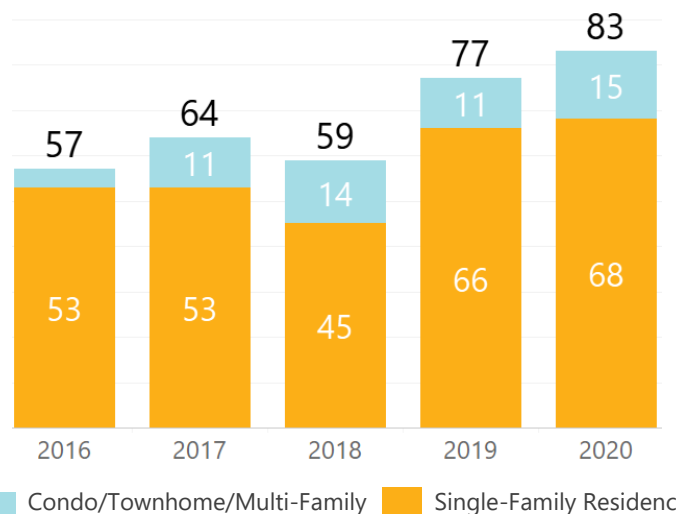


NEW LISTINGS

+8% In July, 83 new homes hit the market, **up 8% from this time last year**, but 7% less than last month.

The month ended with **154 active listings**, a 12% decrease year over year and a 10% decrease month over month.

Currently there are **9 weeks worth of inventory** in Chaffee County. A decrease of 9 weeks year over year and a decrease of 8 weeks month over month.

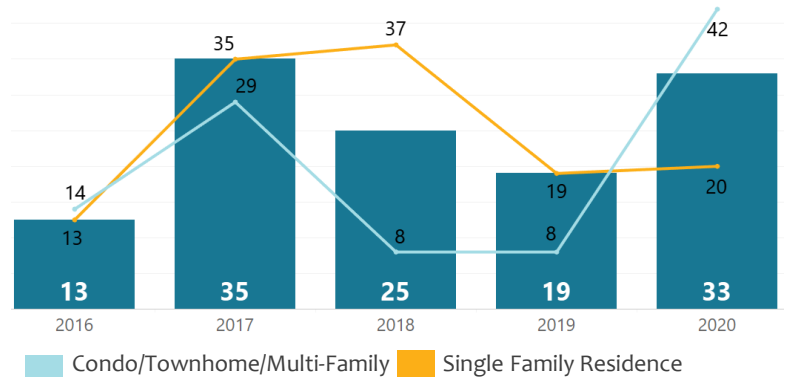


14
Days

MEDIAN DAYS IN MLS

Homes spent a **median of 33 days** on the market in July, 14 more days than last year and 14 days less than last month.

The average amount of time a home spent on the market in July was 70 days, 10 days more than this time last year and 4 days less than last month.



154 Active Listings	\$494,939 Average Sold Price	71 Closed Listings	33 Median Days in MLS
83 New Listings	\$420,000 Median Sold Price	84 Pending Listings	9 Weeks of Inventory

BUENA VISTA HOUSING MARKET



37 New Listings

7 more than last year
5 less than last month



42 Homes Closed

30 more than last year
18 more than last month



\$378,538 Median Price

7% increase year over year
1% decrease month over month



23 Median Days in MLS

16 more days than last year
20 days less than last month

SALIDA HOUSING MARKET



31 New Listings

9 less than last year
The same as last month



26 Homes Closed

1 more than last year
9 more than last month



\$482,500 Median Price

20% increase year over year
21% increase month over month



38 Median Days in MLS

19 more days than last year
11 days less than last month

REcolorado

Housing market statistics are provided by REcolorado, the largest multiple listing service (MLS) in Colorado. REcolorado delivers advanced tools and services for REALTORS® of Central Colorado to serve home buyers and sellers. The REcolorado home search site, REcolorado.com, is the most trusted resource for home listings across the state. Search homes and land for sale in South Central Colorado at www.REcolorado.com.