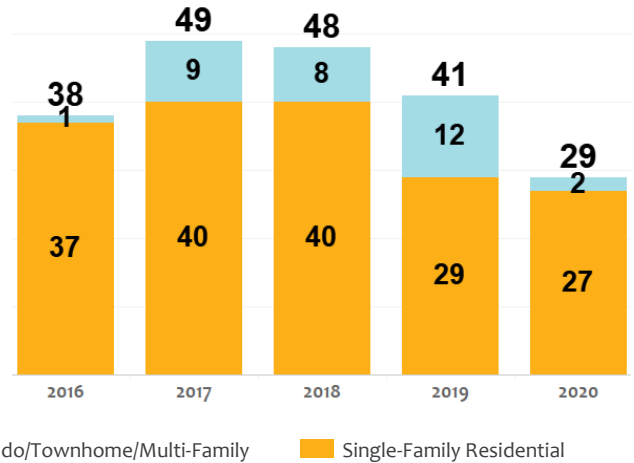


-29%

HOMES CLOSED

Chaffee County had 29 homes close in the month of May. This is a 29% decrease year over year and month over month.

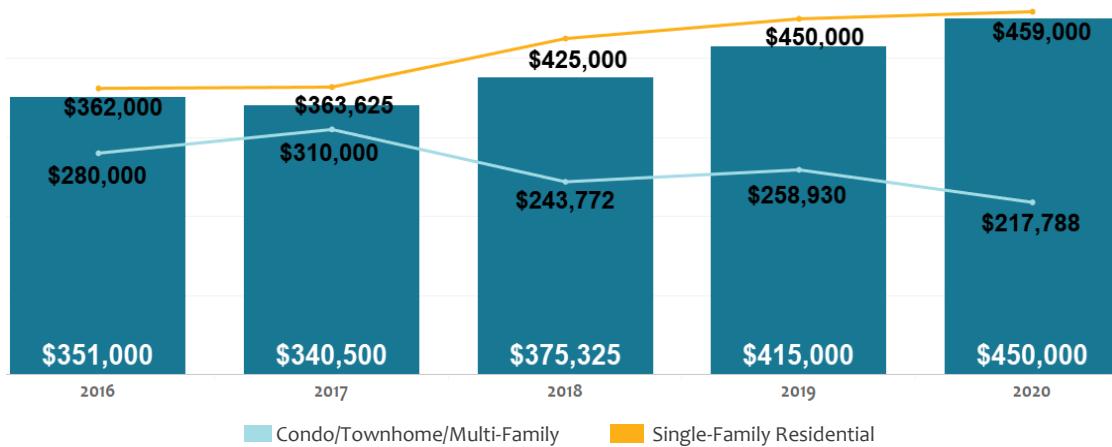
The number of pending home sales increased by 9% year over year and 130% month over month with 60 homes in a pending status.



+8%

MEDIAN CLOSED PRICES

The median closed price of a Chaffee County home was \$450,000, an 8% increase year over year and an 18% increase month over month. Single-family homes closed with a median price of \$459,000, 2% more than last year. Condo/townhome/multi-family homes closed with \$217,788 as the median price, 16% less than last year. The average closed price for a Chaffee County home in May was \$440,249, 8% less than the same time last year.



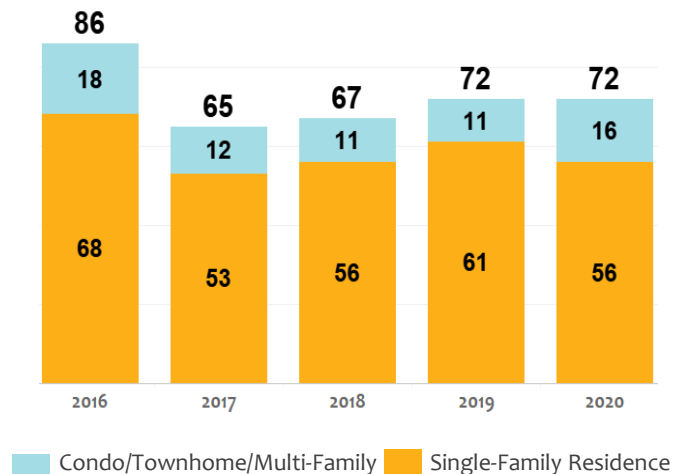
Unchanged

NEW LISTINGS

Chaffee County saw 72 new listings hit the market in May. This is unchanged year over year and 67% more than April 2020.

The month ended with 163 active listings, 6% year-over-year increase and 4% month-over-month increase.

Currently, Chaffee County has approximately 24 weeks of inventory, 7 weeks more than this time last year and 8 weeks more than last month.

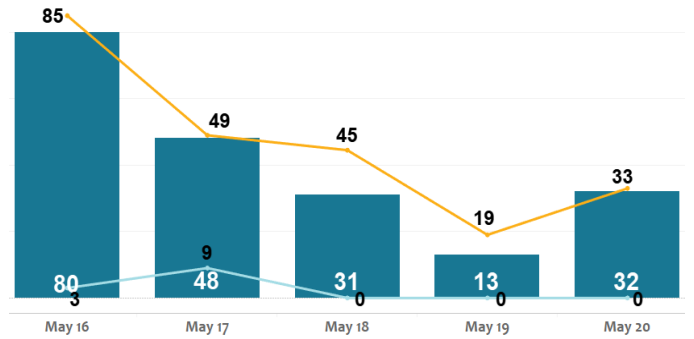


19
Days

MEDIAN DAYS IN MLS

Chaffee County homes spent a median of 32 days in the MLS, 19 more days than last year and 20 more days than last month.

The average amount of time a home spent in the MLS in May was 64 days, 3 more days than the average last year and 16 more days than last months average.



Condo/Townhome/Multi-Family Single Family Residence

163 Active Listings	\$440,249 Average Sold Price	29 Closed Listings	32 Median Days in MLS
72 New Listings	\$450,000 Median Sold Price	60 Pending Listings	24 Weeks of Inventory

BUENA VISTA HOUSING MARKET



27 New Listings

Unchanged year over year
1 more than last month



16 Homes Closed

7 less than last year
6 less than last month



\$428,250 Median Price

14% increase year over year
20% increase month over month



33 Median Days in MLS

26 days more than last year
27 days more than last month

SALIDA HOUSING MARKET



35 New Listings

2 more than last year
24 more than last month



7 Homes Closed

5 less than last year
7 less than last month



\$585,400 Median Price

18% more than last year
36% more than last month



24 Median Days in MLS

1 more days than last year
9 days less than last month

REcolorado

Housing market statistics are provided by REcolorado, the largest multiple listing service (MLS) in Colorado. REcolorado delivers advanced tools and services for REALTORS® of Central Colorado to serve home buyers and sellers. The REcolorado home search site, REcolorado.com, is the most trusted resource for home listings across the state. Search homes and land for sale in South Central Colorado at www.REcolorado.com.