

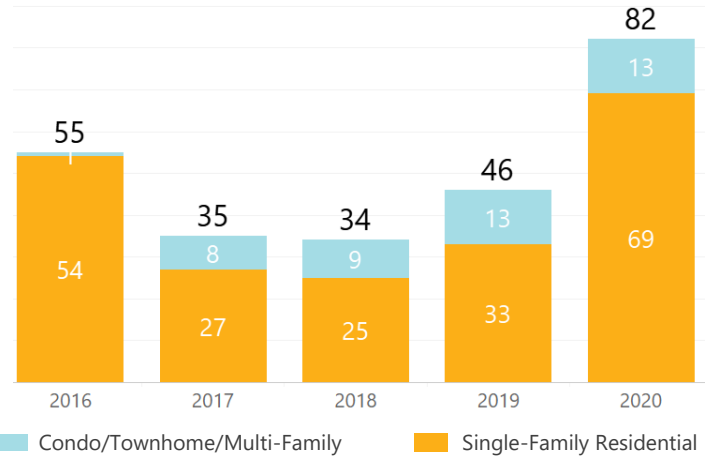
+78%

HOMES CLOSED

Chaffee County saw high buyer demand with year-over-year increases in both Closed and Pending listings through October.

This month **82 homes Closed** in Chaffee County, a 78% increase year over year and a 7% increase month over month.

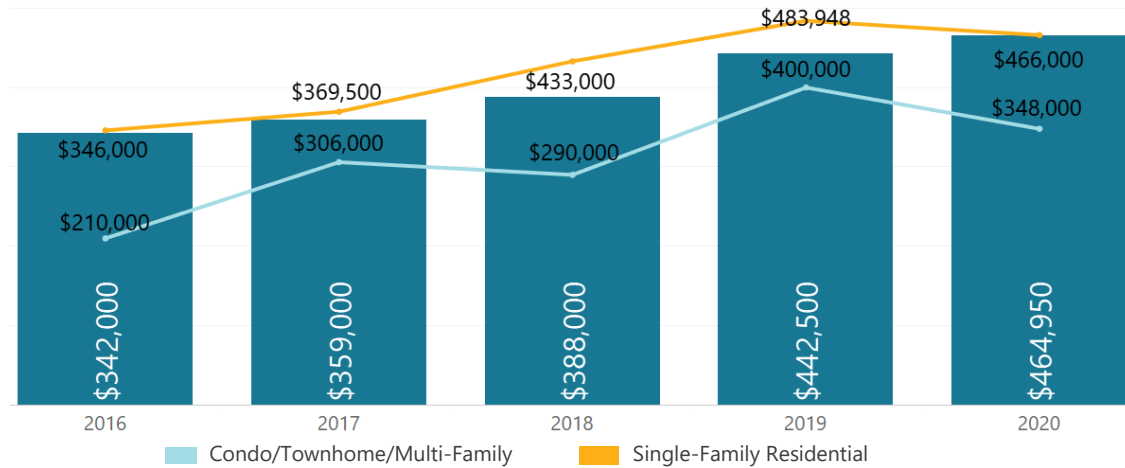
Chaffee County saw **63 homes move to the Pending status** in October, 31% more than this time last year but 2% fewer than last month.



+5%

MEDIAN CLOSED PRICES

The **Median Closed Price for Chaffee County homes in October** was **\$464,950** which is an increase of 5% year over year and an increase of 17% month over month. Single Family homes closed for a Median Price of \$466,000, down 4% year over year. Condo/Townhome/Multi-Family homes closed for a Median Price of \$348,000, down 13% year over year. The Average Closed Price for Chaffee County homes in October was \$504,978, 5% more than last year and 8% more than last month.



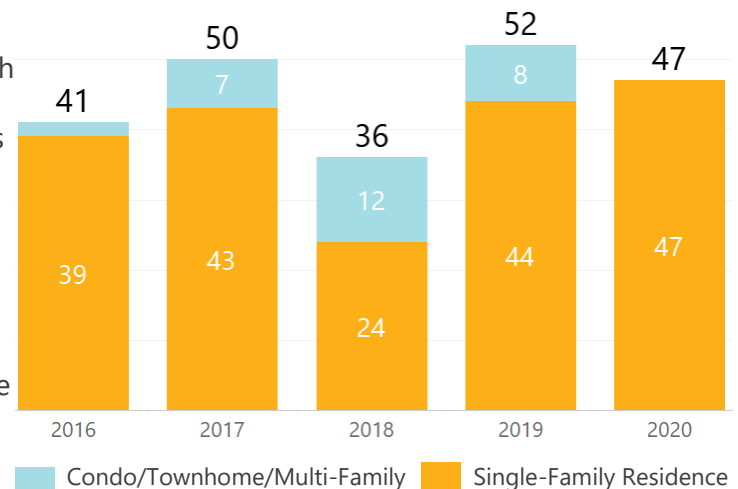
-10%

NEW LISTINGS

Inventory was a challenge for Chaffee County with only **47 new listings hitting the market in October**, down 10% compared to last year at this time and down 24% compared to last month.

The month ended with **73 Active listings**, 57% fewer than last October and 27% fewer than last month.

Currently, there are 4 weeks of inventory available in Chaffee County. This is 12 weeks less than this time last year and 2 weeks less compared to last month.

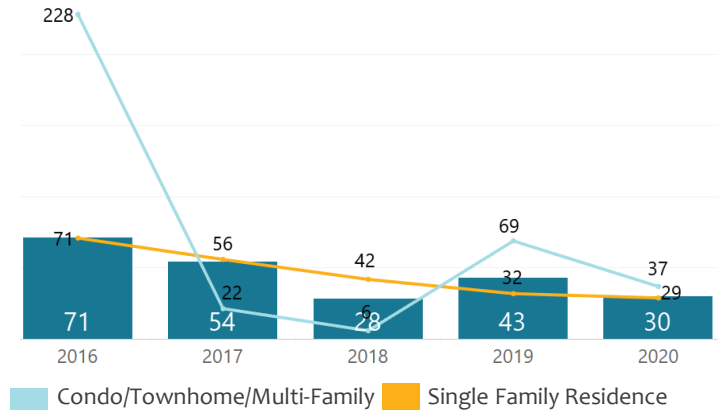


-13 Days

MEDIAN DAYS IN MLS

Homes in Chaffee County spent a **median of 30 days in the MLS**, 13 days less year over year and 3 days less month over month.

The average time a Chaffee County home spent on the market was 88 days, 15 days more year over year and 38 days more month over month.



73 Active Listings	\$504,978 Average Sold Price	82 Closed Listings	35 Median Days in MLS
47 New Listings	\$464,950 Median Sold Price	63 Pending Listings	4 Weeks of Inventory

BUENA VISTA HOUSING MARKET



20 New Listings

3 less than last year
6 less than last month



25 Homes Closed

10 more than last year
6 less than last month



\$415,000 Median Price

28% increase year over year
15% increase month over month



34 Median Days in MLS

28 days more than last year
2 days less than last month

SALIDA HOUSING MARKET



21 New Listings

6 less than last year
1 more than last month



38 Homes Closed

9 more than last year
10 more than last month



\$515,000 Median Price

14% increase year over year
Unchanged month over month



20 Median Days in MLS

42 days less than last year
20 days less than last month

REcolorado

Housing market statistics are provided by REcolorado, the largest multiple listing service (MLS) in Colorado. REcolorado delivers advanced tools and services for REALTORS® of Central Colorado to serve home buyers and sellers. The REcolorado home search site, REcolorado.com, is the most trusted resource for home listings across the state. Search homes and land for sale in South Central Colorado at www.REcolorado.com.