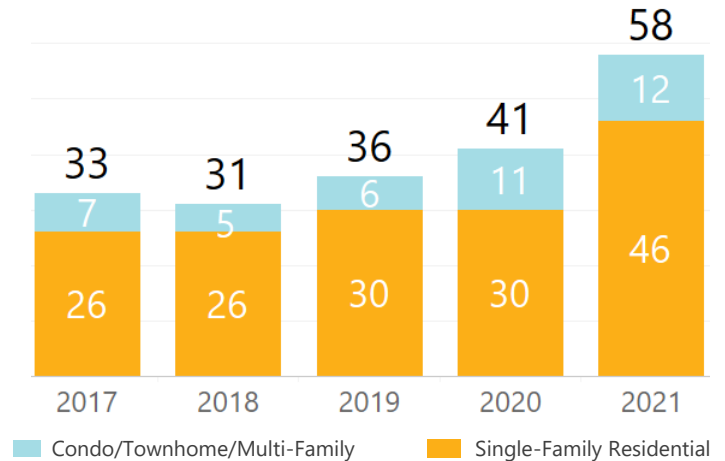


+42%

HOMES CLOSED

Chaffee County saw 58 homes close in the month of April, **42% more last year** and an increase of 38% month over month.

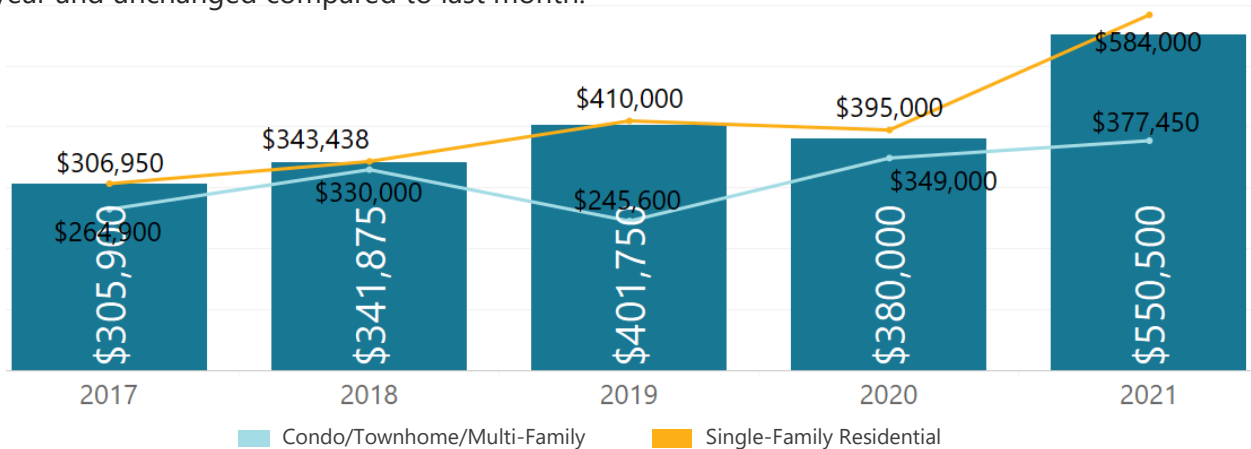
Throughout April, 61 homes moved to the Pending status, which is a 135% more than April 2020 and 17% more than last month. Last year at this time pandemic-related restrictions on showings were in place, which slowed the market.



+45%

MEDIAN CLOSED PRICES

Home prices in Chaffee County continue to climb and set records. In April, the Median Closed Price reached \$550,500, a **year-over-year increase of 45%** and a month-over-month increase of 13%. Single-Family Homes closed for a median price of \$584,000 and Condo/Townhomes/Multi-family homes closed for a median price of \$377,450, both record highs compared to any other April on record. Homes in Chaffee County closed at an average price of \$641,742 which is 60% higher than last year and unchanged compared to last month.



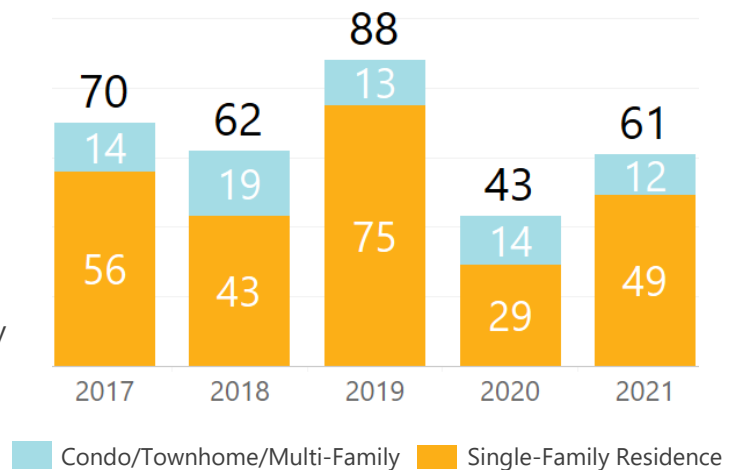
+42%

NEW LISTINGS

Throughout April, sellers brought 61 New Listings to the market, **42% more than April 2020** and 65% more than last month.

The month ended with **30 Active Listings** of homes for sale in Chaffee County, 81% fewer than last April and 23% fewer compared to last month.

In Chaffee County, there were 2 weeks of inventory available in April, 14 weeks fewer than last April and 2 weeks fewer than last month.

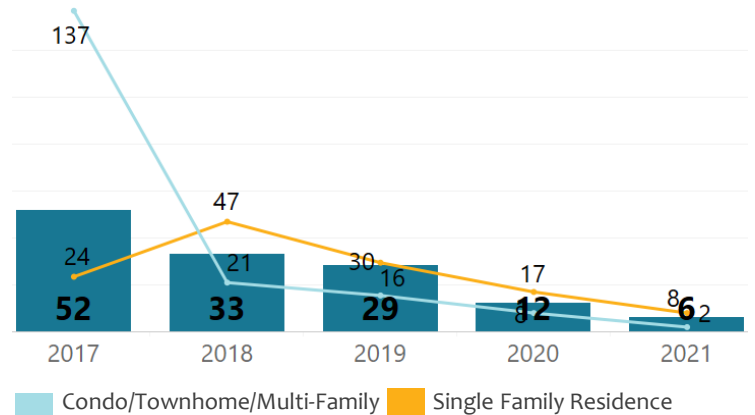


-6
Days

MEDIAN DAYS IN MLS

Sellers only had their homes on the market for a median of 6 days in April. This is **6 days less than last year** and 1 day less than last month.

The average number of days a Chafee County home was Active in the MLS in April was 59, 11 days more than we saw in April 2020 and 22 days more month over month.



30 Active Listings	\$641,742 Average Sold Price	58 Closed Listings	6 Median Days in MLS
61 New Listings	\$550,500 Median Sold Price	61 Pending Listings	2 Weeks of Inventory

BUENA VISTA HOUSING MARKET



20 New Listings

6 fewer than last year
10 more than last month



24 Homes Closed

2 more than last year
6 more than last month



\$563,000 Median Price

58% increase year over year
40% increase month over month



12 Median Days in MLS

6 days more than last year
8 days more than last month

SALIDA HOUSING MARKET



29 New Listings

18 more than last year
11 more than last month



17 Homes Closed

3 more than last year
2 fewer than last month



\$645,000 Median Price

50% increase year over year
20% increase month over month



4 Median Days in MLS

29 days fewer than last year
3 days fewer than last month

REcolorado

Housing market statistics are provided by REcolorado, the largest multiple listing service (MLS) in Colorado. REcolorado delivers advanced tools and services for REALTORS[®] of Central Colorado to serve home buyers and sellers. The REcolorado home search site, REcolorado.com, is the most trusted resource for home listings across the state. Search homes and land for sale in South Central Colorado at www.REcolorado.com.