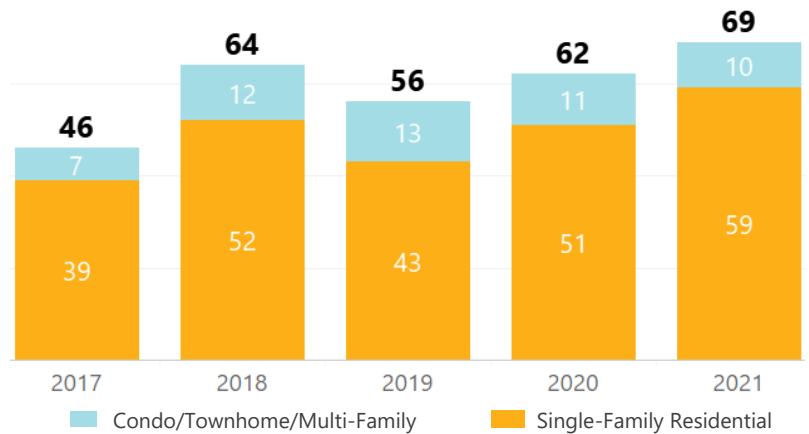


+11%

HOMES CLOSED

In August Chaffee County saw 69 homes Close, **an 11% increase year over year** and a 23% increase month over month.

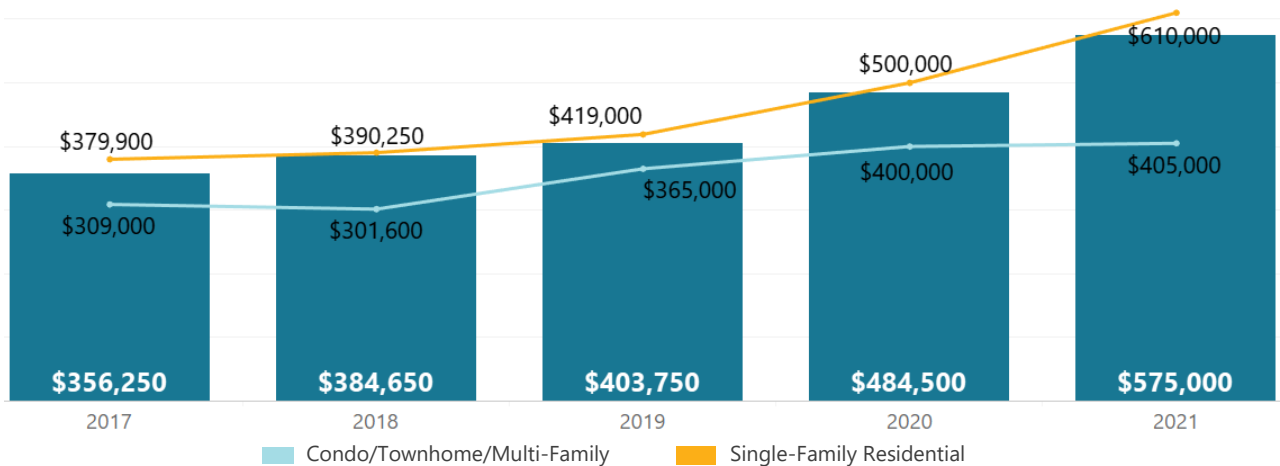
The market remained active in August. Throughout the month 54 homes moved to the Pending status, 32% fewer than this time last year and 12% fewer than this time last month.



+19%

MEDIAN CLOSED PRICES

The Median Closed Price for a Chaffee County home was \$575,000 in August, **an increase of 19% year over year** and a 2% increase month over month. Median Single-Family Residential prices were 22% higher compared to last year and the median price for Condo/Townhome/Multi-Family properties was 1% higher year over year. The Average Closed Price for a Chaffee County home was \$630,572 in August, a 25% year-over-year increase and a 1% decrease month over month.



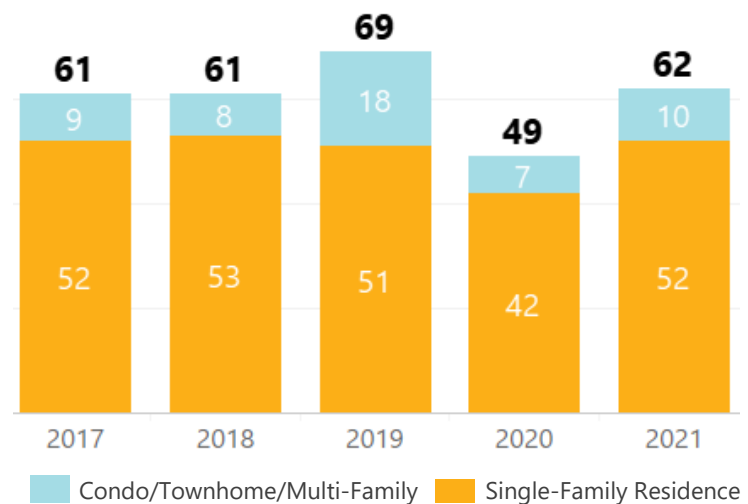
+27%

NEW LISTINGS

Sellers brought 62 New Listings to the market in August, **a 27% year-over-year increase**, but a 14% decrease month over month.

August ended with **89 Active Listings** of homes for sale in Chaffee County, 26% fewer than last year and 14% more than last month.

In Chaffee County, there were 6 weeks of inventory available in August, 3 weeks fewer than last August and unchanged compared to last month.

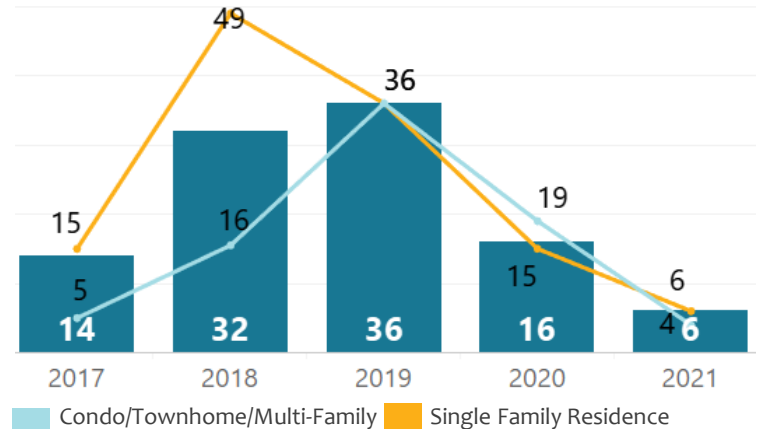


-10 Days

MEDIAN DAYS IN MLS

Chaffee County homes moved quickly in August and were Active in the MLS for only 6 days, **10 days fewer than July 2020** and 2 days more than last month.

Chaffee County homes spent an average of 22 days Active in the MLS, 28 days fewer than last year and 12 days more month over month.



89 Active Listings	\$630,572 Average Sold Price	69 Closed Listings	6 Median Days in MLS
62 New Listings	\$575,000 Median Sold Price	65 Pending Listings	6 Weeks of Inventory

BUENA VISTA HOUSING MARKET



27 New Listings

10 more than last year
8 fewer than last month



27 Homes Closed

6 more than last year
4 more than last month



\$610,000 Median Price

31% increase year over year
17% increase month over month



4 Median Days in MLS

6 days fewer than last year
Unchanged month over month

SALIDA HOUSING MARKET



24 New Listings

1 more than last year
6 fewer than last month



33 Homes Closed

1 fewer than last year
10 more than last month



\$575,000 Median Price

11% increase year over year
2% decrease month over month



7 Median Days in MLS

15 days fewer than last year
4 days more than last month

REcolorado

Housing market statistics are provided by REcolorado, the largest multiple listing service (MLS) in Colorado. REcolorado delivers advanced tools and services for REALTORS® of Central Colorado to serve home buyers and sellers. The REcolorado home search site, REcolorado.com, is the most trusted resource for home listings across the state. Search homes and land for sale in South Central Colorado at www.REcolorado.com.