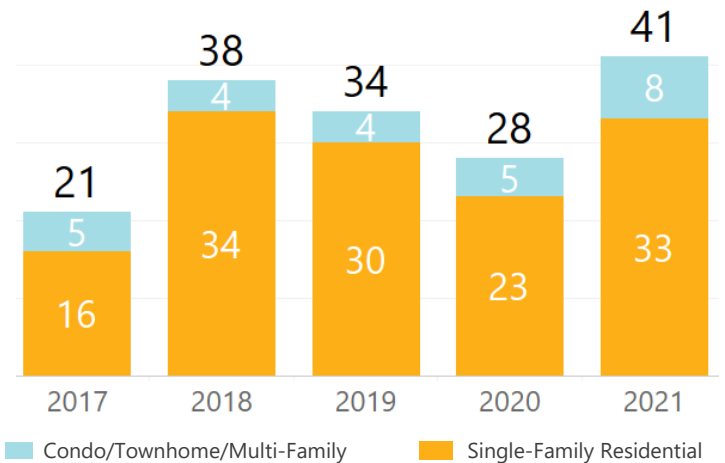


**+46%**

### HOMES CLOSED

Demand was strong across Chaffee County in February with increases in both Closed and Pending listings. Throughout the month 41 homes sold representing an **increase of 46% from last February** and a decrease of 9% month over month.

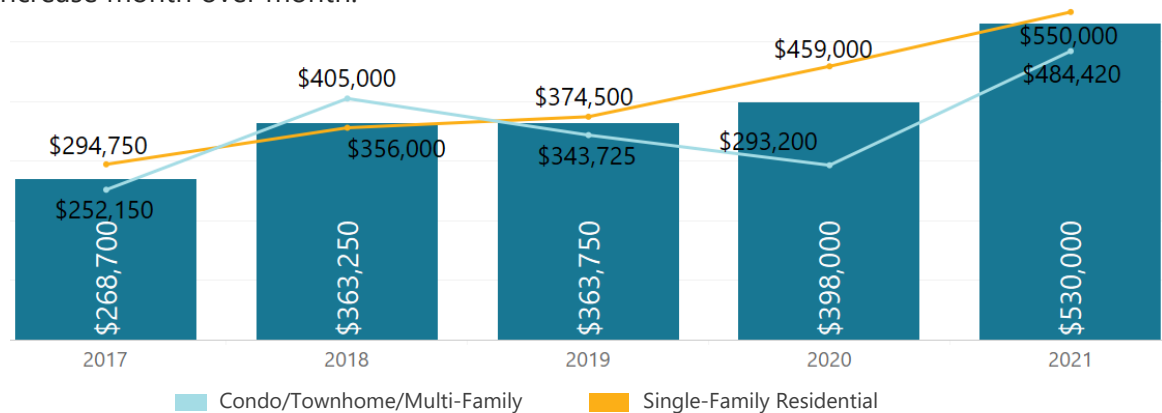
In February, 56 homes moved to the Pending status, 75% more than we saw last year and a 12% increase month over month.



**+33%**

### MEDIAN CLOSED PRICES

Home prices continue to climb in Chaffee County with February's Median Closed Price reaching \$530,000, an **increase of 33% year over year** and 36% higher than last month. Median Closed Prices for both Single-Family Residential and Condo/Townhome/Multi-Family hit all-time highs for the month of February. Median Single-Family Residential prices are 20% higher than last year and median prices for Condo/Townhome/Multi-Family properties are 65% higher than February 2020. The Average Closed Price for a Chaffee County home was \$553,150 in February, 27% higher than last year at this time and a 27% increase month over month.



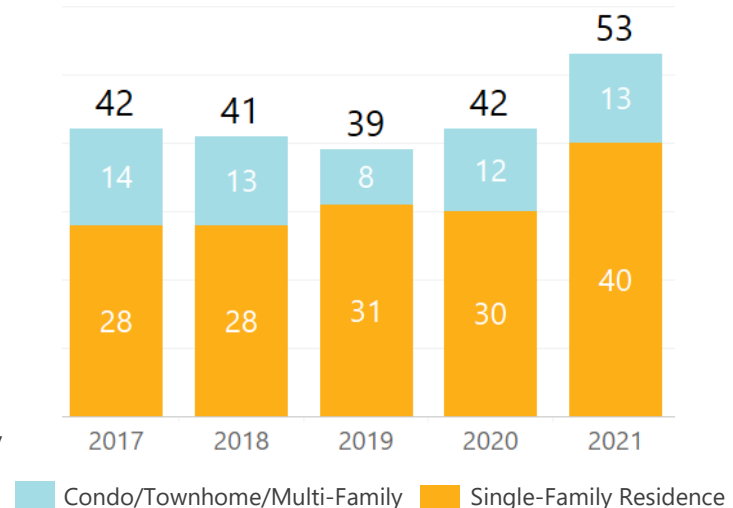
**+26%**

### NEW LISTINGS

In February, sellers brought 53 New Listings to the market, **26% more than last year**, but 9% fewer than last month.

February ended with **53 Active Listings** of homes for sale in Chaffee County, 16% fewer than what we saw last February and a decrease of 60% compared to last month.

There were **6 weeks of inventory** available in Chaffee County, 14 weeks fewer than last February and unchanged from last month.

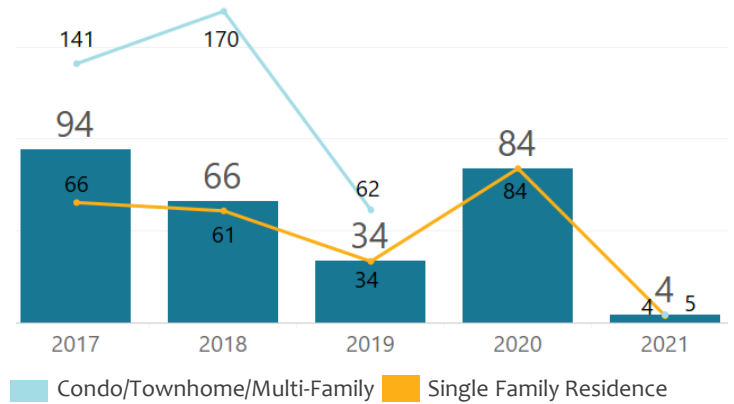


**-80 Days**

### MEDIAN DAYS IN MLS

Homes moved off the market quickly in February spending a median of only **4 Days in the MLS** which is 80 days fewer than last year and unchanged compared to last month.

In February, the Average number of days a property was in the MLS was 43, which is 50 days fewer than last year and 13 days more than last month.



|                              |                                        |                               |                                |
|------------------------------|----------------------------------------|-------------------------------|--------------------------------|
| <b>53</b><br>Active Listings | <b>\$553,150</b><br>Average Sold Price | <b>41</b><br>Closed Listings  | <b>4</b><br>Median Days in MLS |
| <b>53</b><br>New Listings    | <b>\$530,000</b><br>Median Sold Price  | <b>56</b><br>Pending Listings | <b>6</b><br>Weeks of Inventory |

### BUENA VISTA HOUSING MARKET



**12 New Listings**

8 fewer than last year  
13 fewer than last month



**21 Homes Closed**

9 fewer than last year  
10 more than last month



**\$498,480 Median Price**

15% decrease year over year  
57% decrease month over month



**19 Median Days in MLS**

65 days fewer than last year  
16 days more than last month

### SALIDA HOUSING MARKET



**26 New Listings**

8 more than last year  
Unchanged month over month



**17 Homes Closed**

5 more than last year  
10 fewer month over month



**\$541,000 Median Price**

26% increase year over year  
39% increase month over month



**3 Median Days in MLS**

52 days fewer than last year  
1 day fewer month over month

### REcolorado

Housing market statistics are provided by REcolorado, the largest multiple listing service (MLS) in Colorado. REcolorado delivers advanced tools and services for REALTORS® of Central Colorado to serve home buyers and sellers. The REcolorado home search site, [REcolorado.com](http://REcolorado.com), is the most trusted resource for home listings across the state. Search homes and land for sale in South Central Colorado at [www.REcolorado.com](http://www.REcolorado.com).