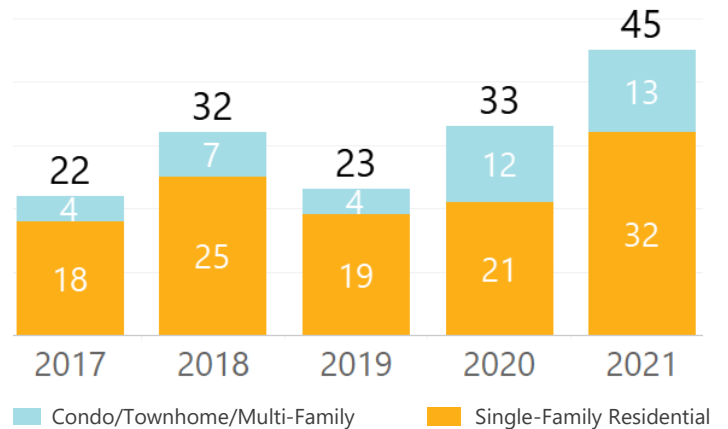


+36%

HOMES CLOSED

In January, 45 homes closed in Chaffee County. Although this is down 24% month over month, it was record breaking compared to every other January on record with an **increase of 36% year over year**.

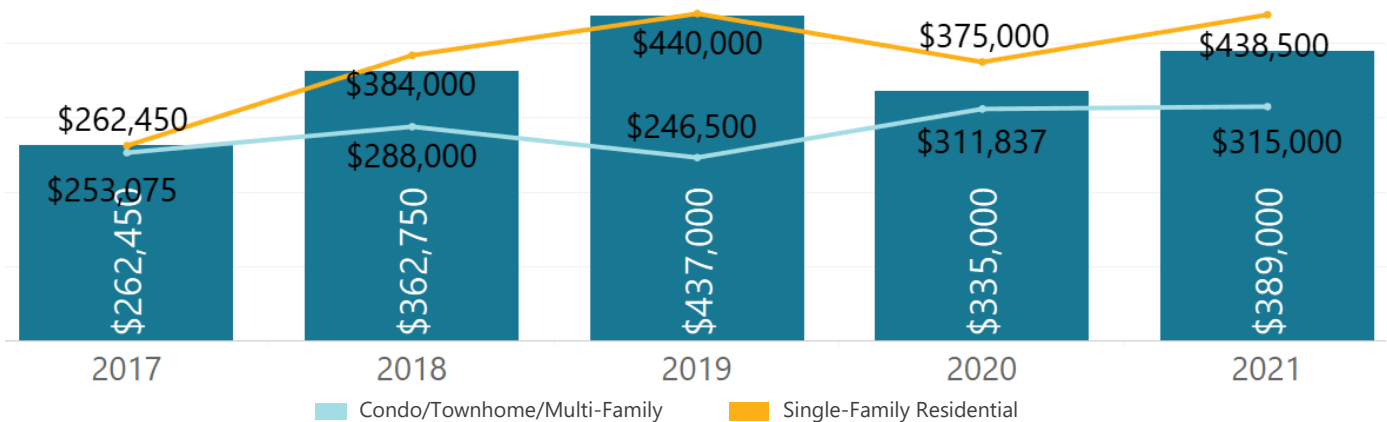
Chaffee County had 54 homes move to the Pending status in January, **29% more compared to this time last year**, but 7% less than last month.



+16%

MEDIAN CLOSED PRICES

Year over year, Chaffee County homes are increasing in median Closed Prices mostly due to high demand and low inventory. Chaffee County homes Closed for a median price of \$389,000 in January, a **16% increase year over year**, but a 22% decrease month over month. Single-family homes closed for a median price of \$438,500, a year-over-year increase of 17%. Condo/Townhome/Multi-family homes closed for a median price of \$315,000, 1% more than last year. The average Closed Price in January was \$434,811, up 18% from the same time last year, and down 27% compared to last month.



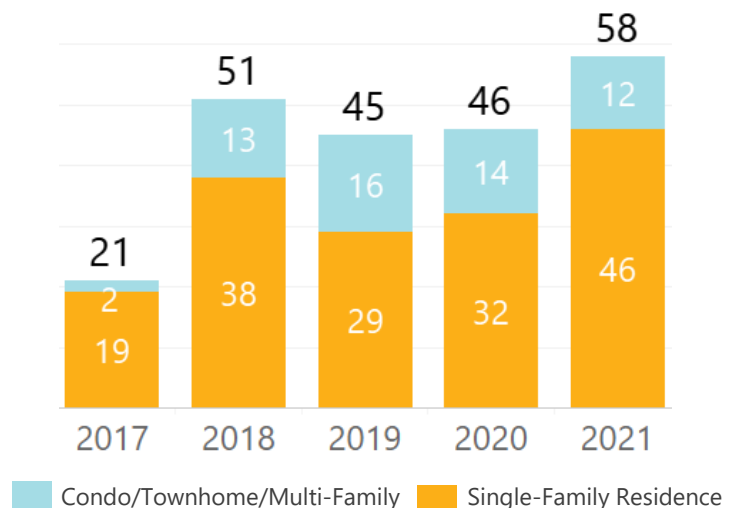
+26%

NEW LISTINGS

Sellers brought 58 New Listings to the market in January, a **year-over-year increase of 26%** and a month-over-month increase of 21%.

January ended with **63 Active Listings** in Chaffee County, a decrease of 50% year over year, but an increase of 15% month over month.

There are **6 weeks of inventory** available in Chaffee County, 10 weeks less compared to the same time last year, but 2 weeks more compared to last month.

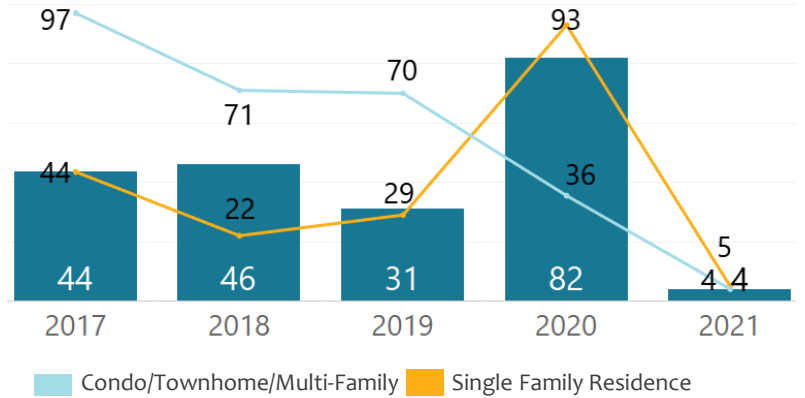


-78 Days

MEDIAN DAYS IN MLS

Homes moved quickly in January spending a median of only **4 Days in the MLS** which is 78 days less than last year and 20 days less than last month.

The Average Days in MLS for a Chaffee County home in January was 50 days, 79 days less than last year and 27 days less than last month.



63 Active Listings	\$434,811 Average Sold Price	45 Closed Listings	4 Median Days in MLS
58 New Listings	\$389,000 Median Sold Price	54 Pending Listings	6 Weeks of Inventory

BUENA VISTA HOUSING MARKET



25 New Listings

7 more than last year
7 more than last month



11 Homes Closed

3 less than last year
13 less than last month



\$318,000 Median Price

10% increase year over year
29% decrease month over month



3 Median Days in MLS

35 days less than last year
12 days less than last month

SALIDA HOUSING MARKET



26 New Listings

5 more than last year
Unchanged month over month



27 Homes Closed

17 more than last year
Unchanged month over month



\$389,000 Median Price

2% decrease year over year
29% decrease month over month



4 Median Days in MLS

73 days less than last year
Unchanged month over month

REcolorado

Housing market statistics are provided by REcolorado, the largest multiple listing service (MLS) in Colorado. REcolorado delivers advanced tools and services for REALTORS® of Central Colorado to serve home buyers and sellers. The REcolorado home search site, REcolorado.com, is the most trusted resource for home listings across the state. Search homes and land for sale in South Central Colorado at www.REcolorado.com.