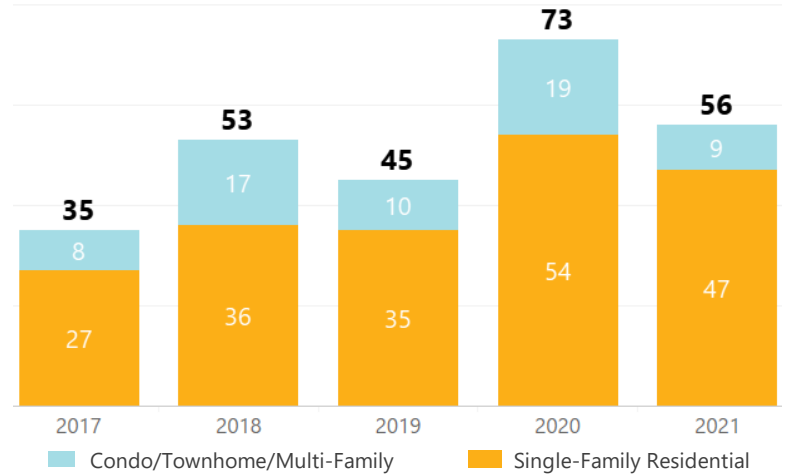


-23%

HOMES CLOSED

Chaffee County saw 56 homes close in July, a **23% decrease year over year** and a 44% increase month over month

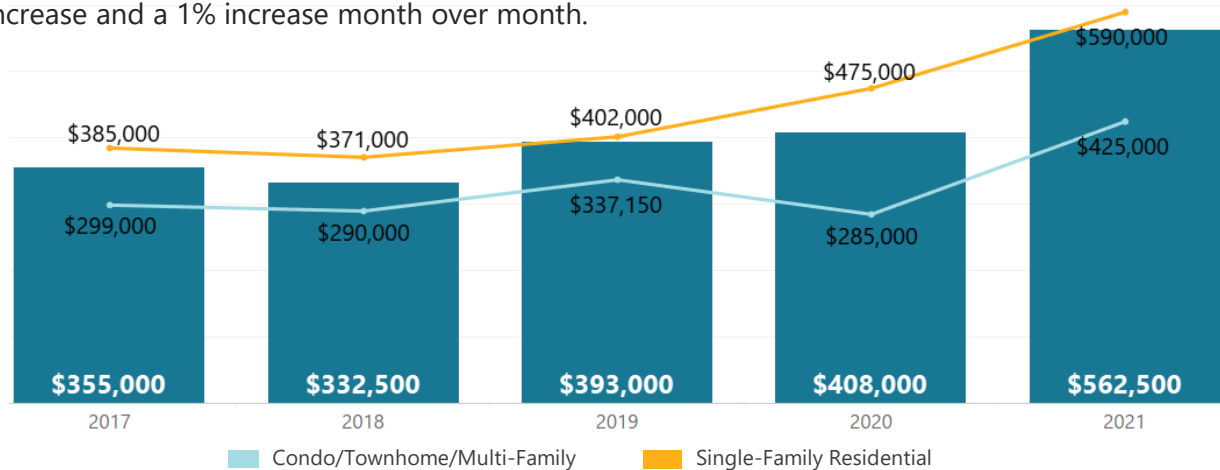
Throughout July 65 homes moved to the Pending status, 17% fewer than this time last year, but 20% more than this time last month.



+38%

MEDIAN CLOSED PRICES

Home prices in Chaffee County continued to increase in July. The Median Closed Price reached \$562,500, **38% higher than last July** and relatively unchanged compared to last month. The Median Price for Single-Family Residential homes was 24% higher than last year and the Median Price for Condo/Townhome/ Multi-Family properties saw a 49% increase year over year. The Average Closed Price for a Chaffee County home was \$635,683 in July, a 38% year-over-year increase and a 1% increase month over month.



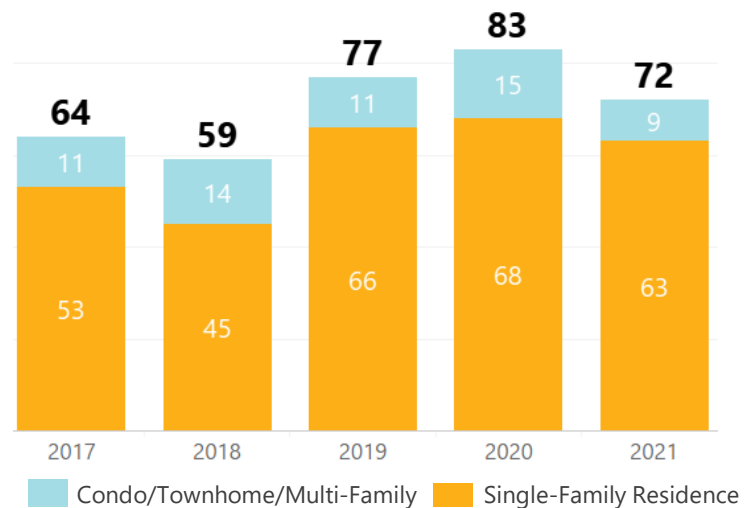
-13%

NEW LISTINGS

Throughout July, sellers brought 72 New Listings to the market, **13% fewer than last July** and 16% fewer than last month.

The month ended with **78 Active Listings** of homes for sale in Chaffee County, 69% fewer than last July and unchanged compared to last month.

In Chaffee County, there were 6 weeks of inventory available in July, 3 weeks fewer than last July and 3 weeks fewer than last month.

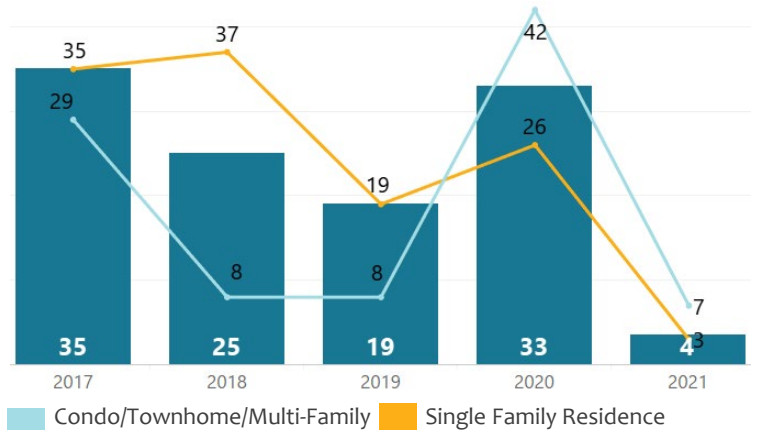


-29 Days

MEDIAN DAYS IN MLS

Chaffee County homes were only on the market a median of 4 days in July, **29 days fewer than July 2020** and 1 day more than last month.

Chaffee County homes spent an average of 10 days Active in the MLS, 59 days fewer than last year and 7 days fewer month over month.



78 Active Listings	\$635,683 Average Sold Price	56 Closed Listings	4 Median Days in MLS
72 New Listings	\$562,500 Median Sold Price	65 Pending Listings	6 Weeks of Inventory

BUENA VISTA HOUSING MARKET



35 New Listings

2 fewer than last year
2 more than last month



23 Homes Closed

19 fewer than last year
10 more than last month



\$520,000 Median Price

40% increase year over year
11% decrease month over month



4 Median Days in MLS

19 days fewer than last year
1 day more than last month

SALIDA HOUSING MARKET



30 New Listings

1 fewer than last year
7 fewer than last month



23 Homes Closed

5 fewer than last year
2 more than last month



\$585,000 Median Price

21% increase year over year
4% increase month over month



3 Median Days in MLS

33 days fewer than last year
1 day fewer than last month

REcolorado

Housing market statistics are provided by REcolorado, the largest multiple listing service (MLS) in Colorado. REcolorado delivers advanced tools and services for REALTORS® of Central Colorado to serve home buyers and sellers. The REcolorado home search site, REcolorado.com, is the most trusted resource for home listings across the state. Search homes and land for sale in South Central Colorado at www.REcolorado.com.