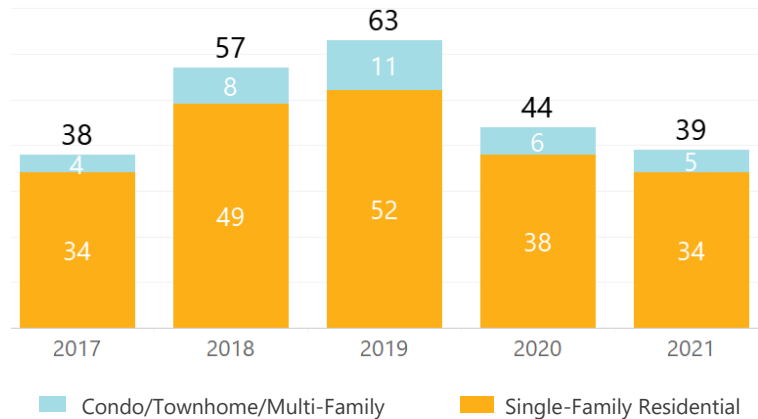


**-11%**

### HOMES CLOSED

In June, 39 homes Closed in Chaffee County, **a year-over-year decrease of 11%** and a 22% decrease month over month.

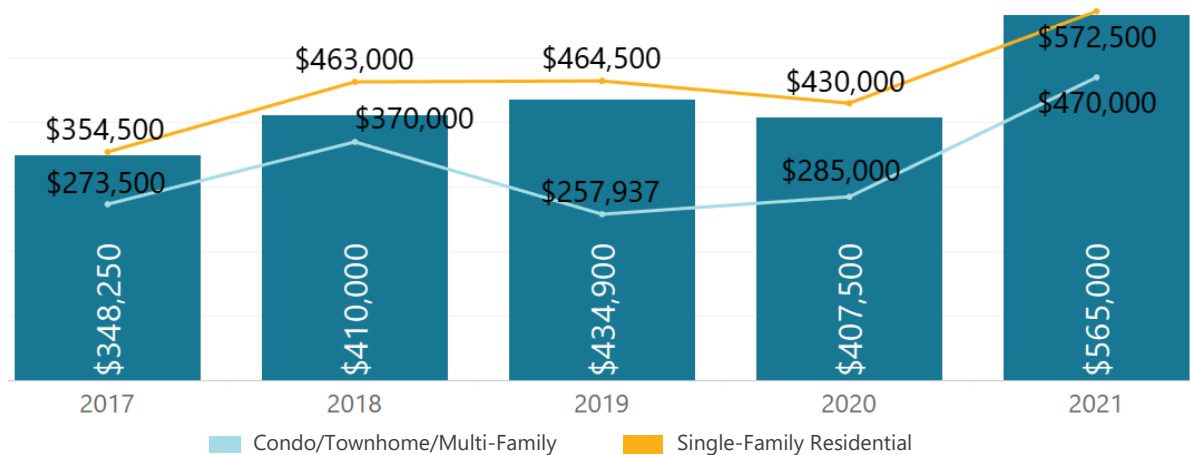
Throughout June 61 homes moved to the Pending status, 23% fewer than this time last year, but 49% more than last month.



**+39%**

### MEDIAN CLOSED PRICES

Chaffee County home prices continued to see record highs in June. The Median Closed Price hit \$565,000, **an increase of 39% from last year** and 6% more than last month. Median Single-Family Residential prices saw a 33% increase year over year and the median price for Condo/Townhome/Multi-Family properties was 65% higher than last year. The Average Closed Price for a Routt County home was \$628,368 in June, a 33% year-over-year increase and a 13% increase month over month.



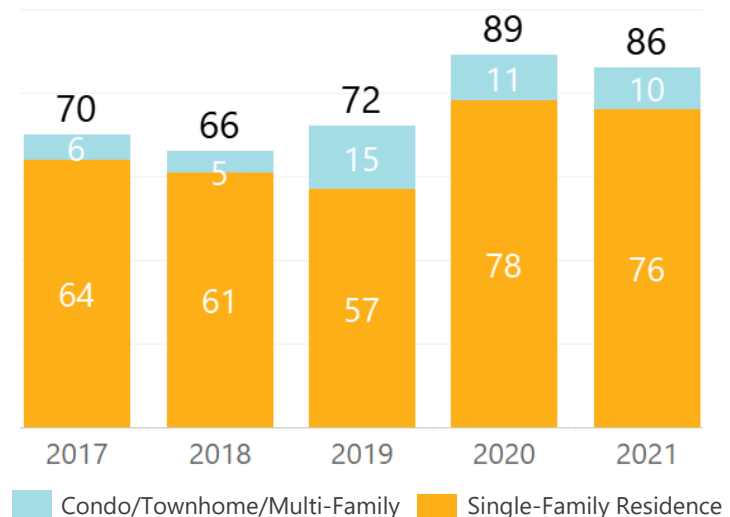
**-3%**

### NEW LISTINGS

Sellers brought 86 New Listings to the market throughout June, **3% fewer than last June**, but 48% more than last month.

The month ended with **78 Active Listings** of homes for sale in Chaffee County, 55% fewer than last June, but 53% more than last month.

In Chaffee County, there were 9 weeks of inventory available in June, 12 weeks fewer than last June and 5 weeks more than last month.

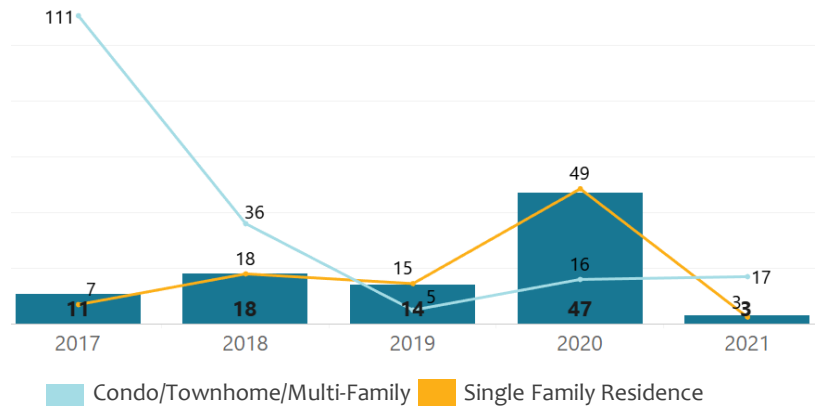


**-44 Days**

## MEDIAN DAYS IN MLS

Homes were only on the market for a median of 3 days in June. This is **44 days fewer than June 2020** and 7 days fewer than last month.

Chaffee County homes spent an average of 17 days Active in the MLS, 57 days fewer than last year and 22 days fewer month over month.



<b>78</b> Active Listings	<b>\$628,368</b> Average Sold Price	<b>39</b> Closed Listings	<b>3</b> Median Days in MLS
<b>86</b> New Listings	<b>\$565,000</b> Median Sold Price	<b>61</b> Pending Listings	<b>9</b> Weeks of Inventory

## BUENA VISTA HOUSING MARKET



**33 New Listings**

9 fewer than last year  
5 more than last month



**13 Homes Closed**

11 fewer than last year  
2 fewer than last month



**\$587,030 Median Price**

53% increase year over year  
37% increase month over month



**3 Median Days in MLS**

40 days fewer than last year  
1 day more than last month

## SALIDA HOUSING MARKET



**37 New Listings**

6 more than last year  
16 more than last month



**21 Homes Closed**

4 more than last year  
4 fewer than last month



**\$565,000 Median Price**

41% increase year over year  
9% decrease month over month



**4 Median Days in MLS**

45 days fewer than last year  
8 days fewer than last month

## REcolorado

Housing market statistics are provided by REcolorado, the largest multiple listing service (MLS) in Colorado. REcolorado delivers advanced tools and services for REALTORS® of Central Colorado to serve home buyers and sellers. The REcolorado home search site, [REcolorado.com](http://REcolorado.com), is the most trusted resource for home listings across the state. Search homes and land for sale in South Central Colorado at [www.REcolorado.com](http://www.REcolorado.com).