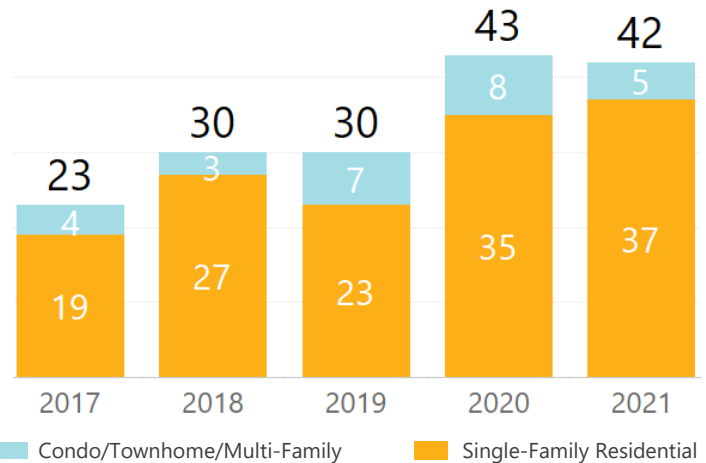


### HOMES CLOSED

-2%

In March, 42 homes sold in Chaffee County representing a **decrease of 2% from last March**, but an increase of 2% month over month.

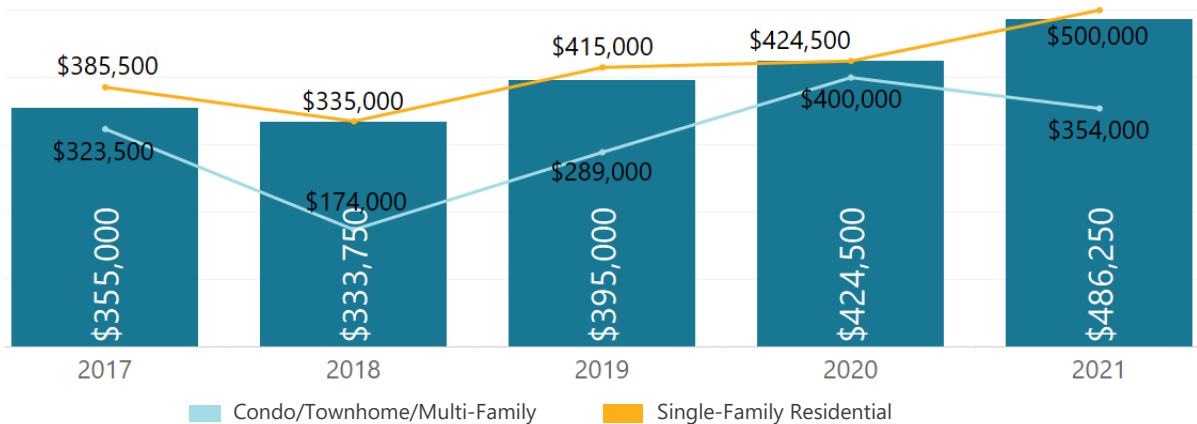
Throughout the month 53 homes moved to the Pending status, 51% higher than this time last year and 6% more than last month. An increase in Pending listings this month is a good indicator that the number of Closed listings will be strong in the following months.



+15%

### MEDIAN CLOSED PRICES

Home prices in Chaffee County continue to rise. The Median Closed Price for March set a record high compared to any other March on record, reaching \$486,250, an **increase of 15% year over year** but 8% lower than last month. Median Single-Family Residential prices are 18% higher than last year while median prices for Condo/Townhome/Multi-Family properties are down 12% compared to March 2020. The Average Closed Price for a Chaffee County home was \$639,163 in March, a 40% increase year over year and a 16% increase month over month.



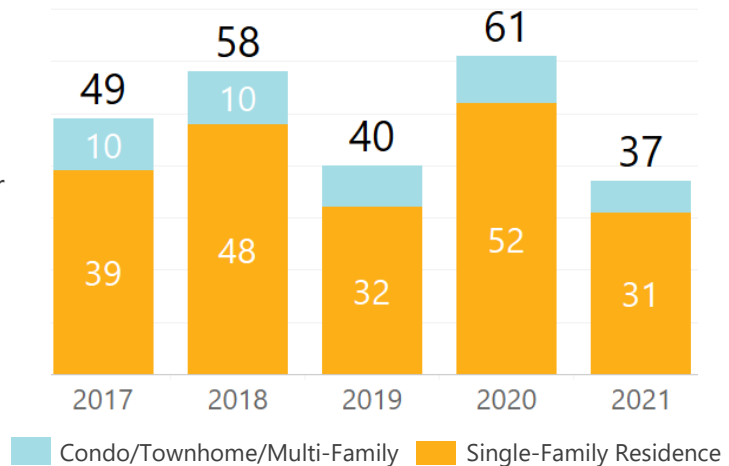
### NEW LISTINGS

-39%

In March, sellers brought 37 New Listings to the market, **39% fewer than last year at this time and 30% fewer than last month**.

March ended with **39 Active Listings** of homes for sale in Chaffee County, 73% fewer than last March and 26% fewer compared to last month.

In March, there were **4 weeks of inventory** available in Chaffee County, 11 weeks fewer than last March and 2 weeks fewer than last month.

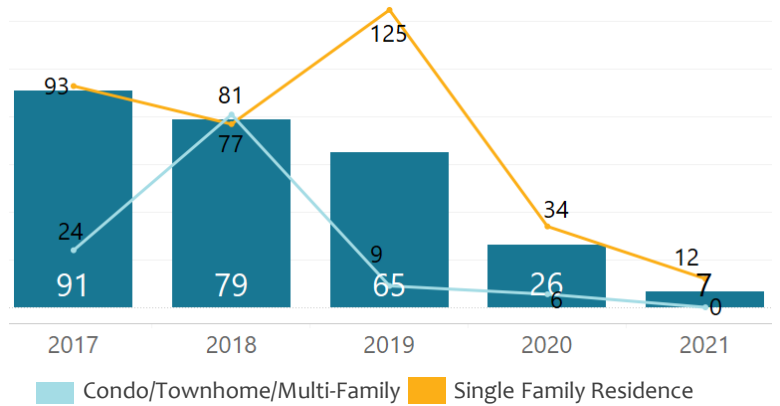


**-19 Days**

## MEDIAN DAYS IN MLS

Homes moved off the market quickly in March spending a median of only **4 Days in the MLS**, which is 80 days fewer than last year and unchanged compared to last month.

The Average number of days a property was in the MLS in March was 37, which is 51 days fewer than last year and 6 days fewer than last month.



<b>39</b> Active Listings	<b>\$639,163</b> Average Sold Price	<b>42</b> Closed Listings	<b>7</b> Median Days in MLS
<b>37</b> New Listings	<b>\$486,250</b> Median Sold Price	<b>53</b> Pending Listings	<b>4</b> Weeks of Inventory

## BUENA VISTA HOUSING MARKET



### 10 New Listings

17 fewer than last year  
2 fewer than last month



### 18 Homes Closed

3 fewer than last year  
3 fewer than last month



### \$402,500 Median Price

5% increase year over year  
19% decrease month over month



### 4 Median Days in MLS

80 days fewer than last year  
15 days fewer than last month

## SALIDA HOUSING MARKET



### 18 New Listings

12 fewer than last year  
8 fewer than last month



### 19 Homes Closed

2 more than last year  
2 more than last month



### \$539,000 Median Price

24% increase year over year  
Unchanged month over month



### 7 Median Days in MLS

7 days fewer than last year  
4 days more than last month

## REcolorado

Housing market statistics are provided by REcolorado, the largest multiple listing service (MLS) in Colorado. REcolorado delivers advanced tools and services for REALTORS® of Central Colorado to serve home buyers and sellers. The REcolorado home search site, [REcolorado.com](https://www.REcolorado.com), is the most trusted resource for home listings across the state. Search homes and land for sale in South Central Colorado at [www.REcolorado.com](https://www.REcolorado.com).