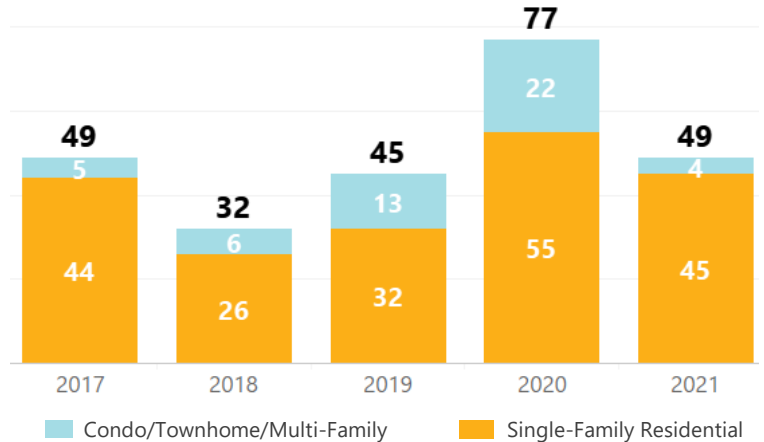




### HOMES CLOSED

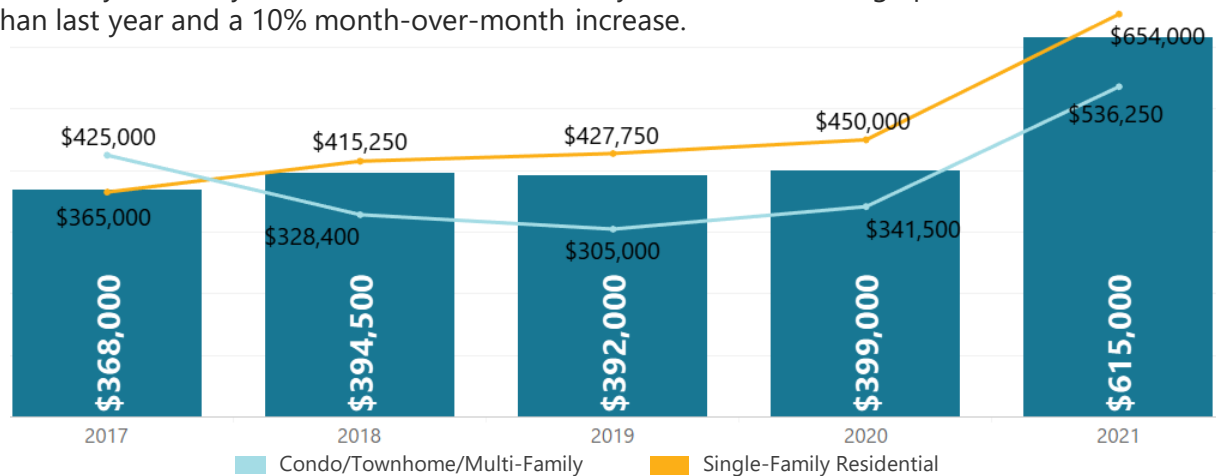
Chaffee County saw 49 homes close in the month of September, **36% less year over year**, but a 29% decrease month over month.

In September, the count of listings in Pending status was 56, 10% lower than last year, but 4% more than last month.



### MEDIAN CLOSED PRICES

Home prices in Chaffee County continue to climb and set records. In September, the Median Closed Price reached \$615,000, **a year-over-year increase of 54%** and a month-over-month increase of 7%. Single-Family homes closed for a median price of \$654,000, an increase of 45% year over year, and Condo/Townhomes/Multi-family homes closed for a median price of \$536,250 which was a 57% increase year over year. Homes in Chaffee County closed at an average price of \$692,750, 48% higher than last year and a 10% month-over-month increase.

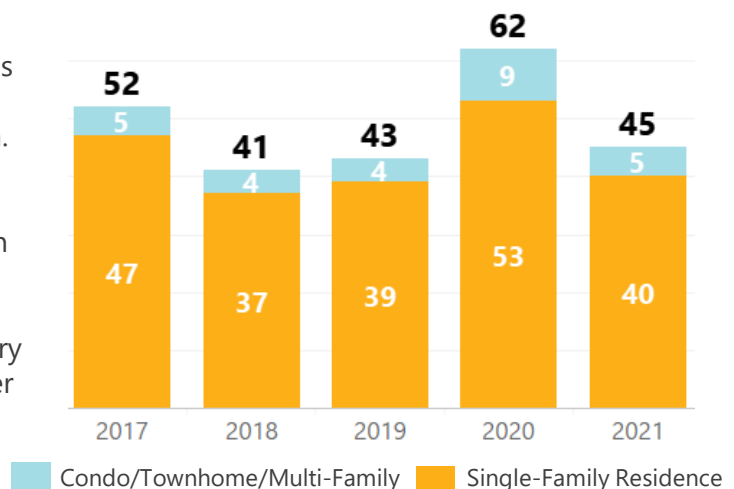


### NEW LISTINGS

Throughout September, 45 New Listings of homes for sale hit the market, **27% fewer than September 2020** and 27% fewer than last month.

The month ended with **71 Active Listings** of homes for sale in Chaffee County, 20% fewer than last September and 29% fewer than last month.

In Chaffee County, there were 6 weeks of inventory available in September, unchanged both year over year and month over month.

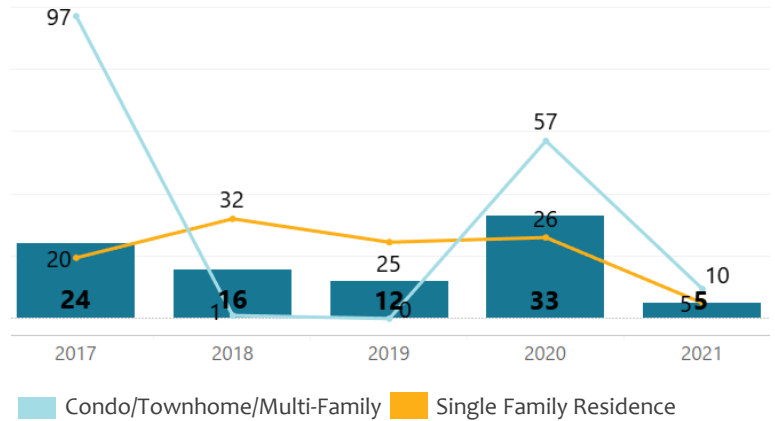


**-28  
Days**

## MEDIAN DAYS IN MLS

Chaffee County homes only spent a median of 5 days Active in the MLS. This is **28 days less than last year** and 1 day less than last month.

In September, the average number of days a Chaffee County home was Active in the MLS was 22 days, 28 days fewer than September 2020 and unchanged month over month.



|                              |  |                               |                                |
|------------------------------|--|-------------------------------|--------------------------------|
| <b>71</b><br>Active Listings | <b>\$692,750</b><br>Average Sold Price | <b>49</b><br>Closed Listings  | <b>5</b><br>Median Days in MLS |
| <b>45</b><br>New Listings    | <b>\$615,000</b><br>Median Sold Price  | <b>56</b><br>Pending Listings | <b>6</b><br>Weeks of Inventory |

## BUENA VISTA HOUSING MARKET



### 23 New Listings

3 fewer than last year  
4 fewer than last month



### 23 Homes Closed

8 fewer than last year  
4 fewer than last month



### \$550,000 Median Price

53% increase year over year  
10% decrease month over month



### 5 Median Days in MLS

31 days fewer than last year  
1 day more than last month

## SALIDA HOUSING MARKET



### 15 New Listings

5 fewer than last year  
9 fewer than last month



### 19 Homes Closed

9 fewer than last year  
14 fewer than last month



### \$660,000 Median Price

28% increase year over year  
15% increase month over month



### 5 Median Days in MLS

35 days fewer than last year  
1 day more than last month

## REcolorado

Housing market statistics are provided by REcolorado, the largest multiple listing service (MLS) in Colorado. REcolorado delivers advanced tools and services for REALTORS® of Central Colorado to serve home buyers and sellers. The REcolorado home search site, [REcolorado.com](https://www.REcolorado.com), is the most trusted resource for home listings across the state. Search homes and land for sale in South Central Colorado at [www.REcolorado.com](https://www.REcolorado.com).