

Chaffee County Housing Market

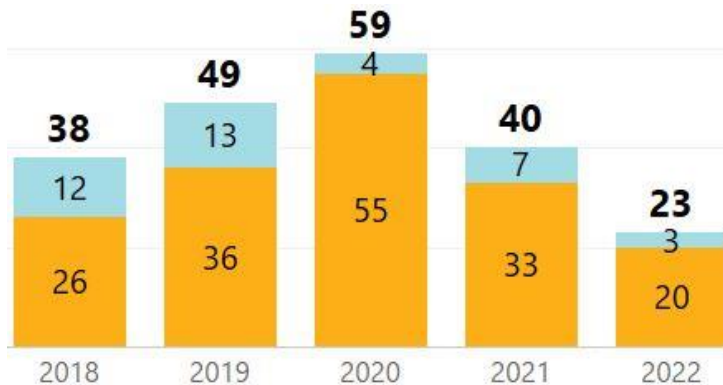
Home buyer activity in Chaffee County continued to slide in December as a result of lingering high interest rates. There were 23 closings throughout the month, down 43% from last year and 23% less than last month. The median price for those homes saw strong gains from last year and last month thanks to a jump in prices for condo/townhome/multi-family properties, which saw a 71% increase. Additionally, 14 homes priced at \$600,000 or more closed. Throughout the month, buyers executed contracts on 25 properties, down 27% from last year and 7% less than last month. Those homes were on the market a median of 23 days.

Sellers brought 22 fresh listings to the market, 14 fewer than last December and 11 fewer than last month. At the close of December, there were 127 active listings of homes for sale in Chaffee County, which is 159% more than was available last December.

127 Active Listings	\$701,643 Average Closed Price	23 Closed Listings	23 Median Days in MLS
22 New Listings	\$704,000 Median Closed Price	25 Pending Listings	23 Weeks of Inventory

Closed Listings

-43% Year Over Year | -23% Month Over Month



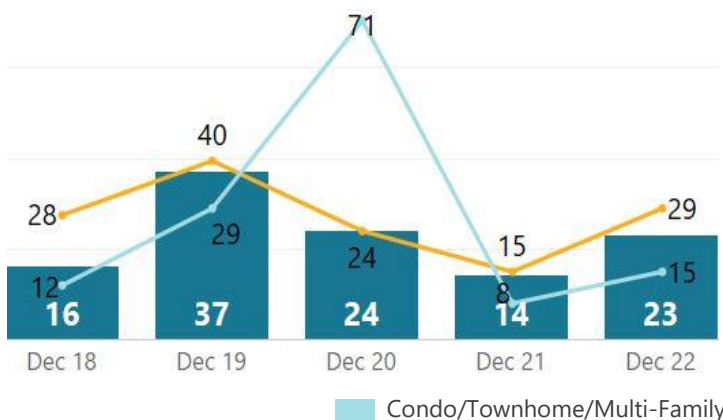
Median Closed Prices

+22% Year Over Year | +28% Month Over Month



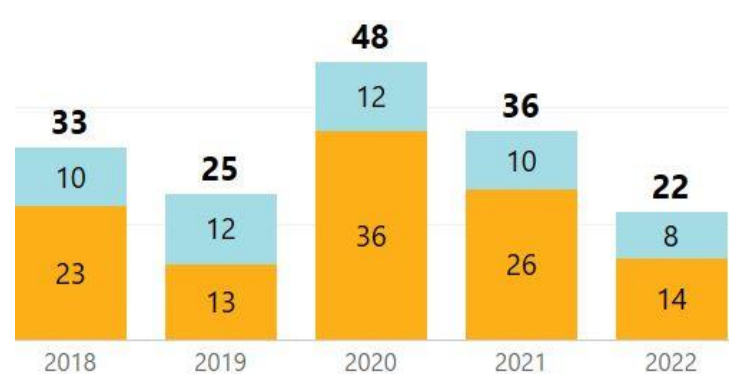
Median Days in MLS

+9 Days Year Over Year | -9 Day Month Over Month



New Listings

-39% Year Over Year | -33% Month Over Month



Condo/Townhome/Multi-Family Single-Family Residence

December 2022

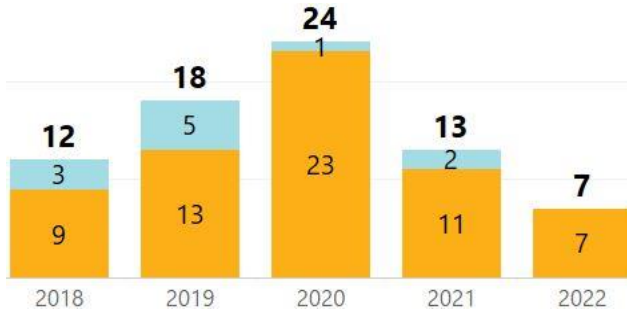
Chaffee County



Buena Vista Housing Market

Homes Closed

-46% Year Over Year | -50% Month Over Month



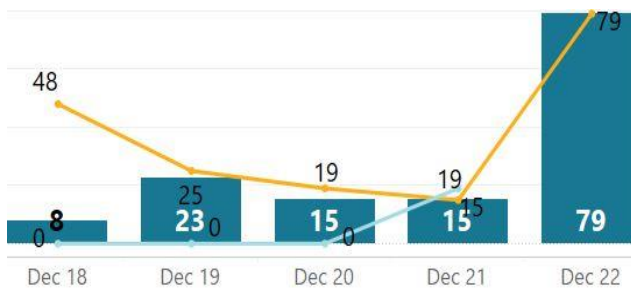
Median Closed Price

-3% Year Over Year | +23% Month Over Month



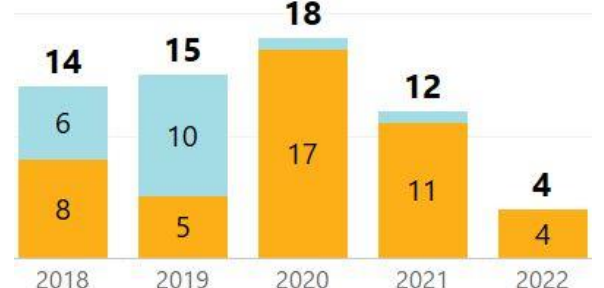
Median Days in MLS

+64 Days Year Over Year | +54 Days Month Over Month



New Listings

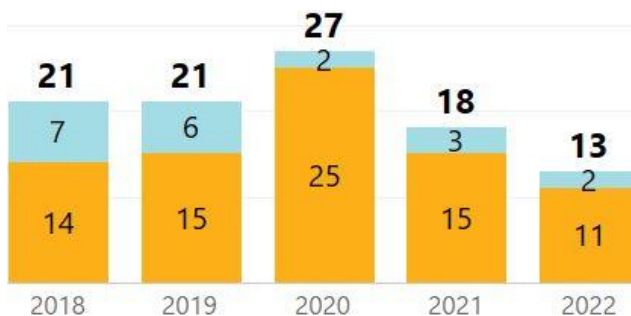
-67% Year Over Year | -50% Month Over Month



Salida Housing Market

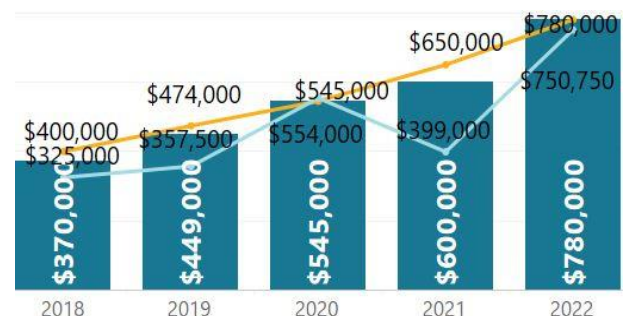
Homes Closed

-28% Year Over Year | +44% Month Over Month



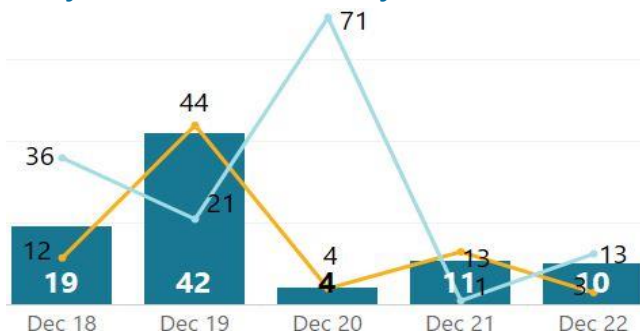
Median Closed Price

+30% Year Over Year | +35% Month Over Month



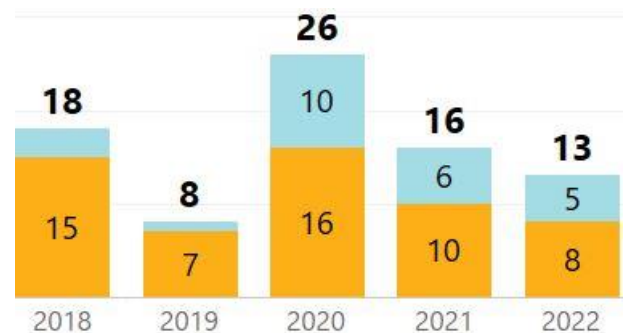
Median Days in MLS

-1 Day Year Over Year | -36 Days Month Over Month



New Listings

-19% Year Over Year | -13% Month Over Month



Condo/Townhome/Multi-Family Single-Family Residence