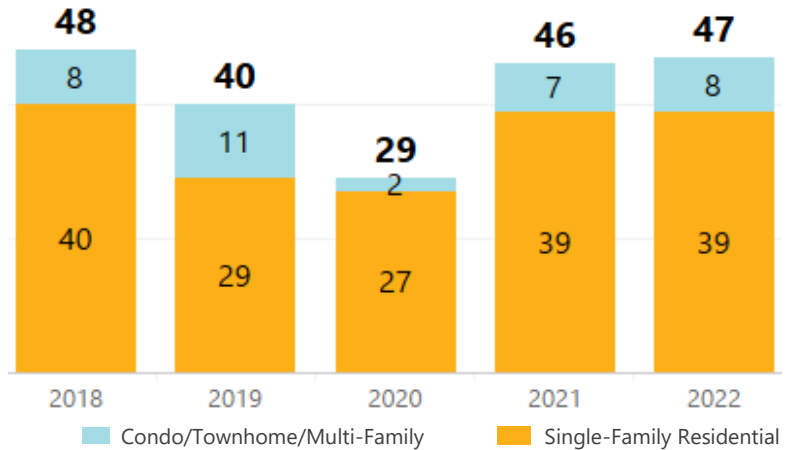


+2% HOMES CLOSED

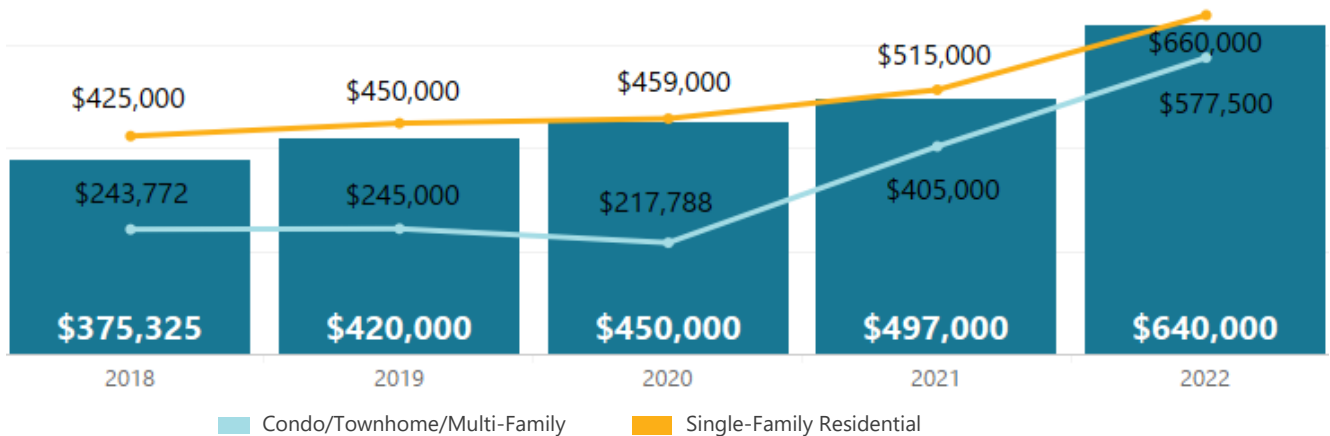
May brought a slight uptick in the number of Chaffee County closings. Throughout the month, **47 homes sold**, a 2% increase compared to last May and 7% more than last month.

At 45, the number of listings that moved to the Pending status was 29% higher than last year but down 10% from last month.



+29% MEDIAN CLOSED PRICES

Homes closed for at a median price of \$640,000 in May, which represents a 29% increase compared to May 2021. Year over year, the median closed price for a single-family home was 28% higher and condos, townhomes, and multifamily homes closed for 43% more. Compared to last month, the price of a single-family home decreased 7.5% which drove an overall 3% decrease in median home prices.

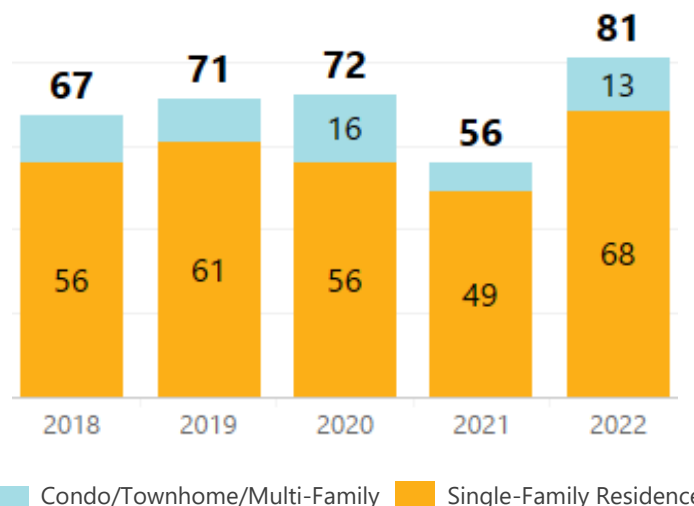


+45% NEW LISTINGS

May brought a welcome increase in inventory as sellers brought **81 new listings to the market**, 45% more year over year and a 5% increase month over month.

At the close of May there were 133 active listings available in the MLS, which is a whopping 161% more than we saw last May 56% more than last month.

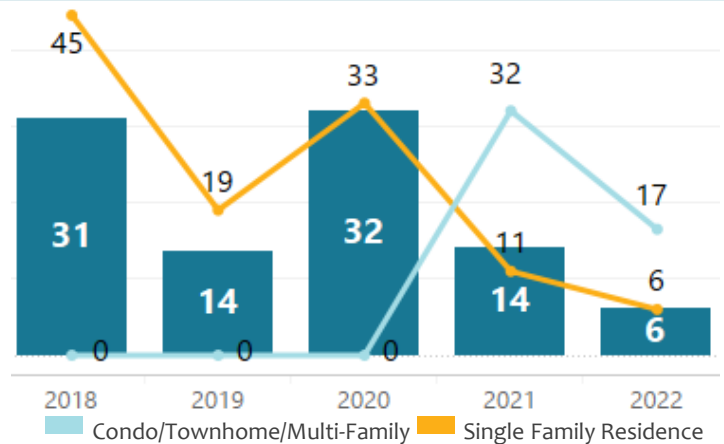
Weeks of inventory in Chaffee County remained at 6 this month, 2 weeks more than last year.



- 8 MEDIAN DAYS IN MLS

Days Chaffee County homes moved off the market in a median of only 6 days in May, 8 days fewer than last year and one day longer than last month.

Homes in Chaffee County spent an average of 30 days in the MLS in May, 12 days fewer than last May and 29 days fewer than last month.



133 Active Listings	\$657,349 Average Closed Price	47 Closed Listings	6 Median Days in MLS
81 New Listings	\$640,000 Median Closed Price	45 Pending Listings	12 Weeks of Inventory

BUENA VISTA HOUSING MARKET



34 New Listings

7 more than last year
4 more than last month



18 Homes Closed

4 more year over year
Unchanged month over month



\$697,500 Median Price

54% increase year over year
No Change month over month



6 Median Days in MLS

3 days more year over year
4 days fewer month over month

SALIDA HOUSING MARKET



35 New Listings

15 more than last year
Unchanged from last month



16 Homes Closed

7 fewer than last year
1 fewer month over month



\$657,500 Median Price

12% increase year over year
12% decrease month over month



18 Median Days in MLS

2 days more than last year
13 days more than last month

REcolorado

Housing market statistics are provided by REcolorado, the largest multiple listing service (MLS) in Colorado. REcolorado delivers advanced tools and services for REALTORS® of Central Colorado to serve home buyers and sellers. The REcolorado home search site, [REcolorado.com](https://www.REcolorado.com), is the most trusted resource for home listings across the state. Search homes and land for sale in South Central Colorado at www.REcolorado.com.