

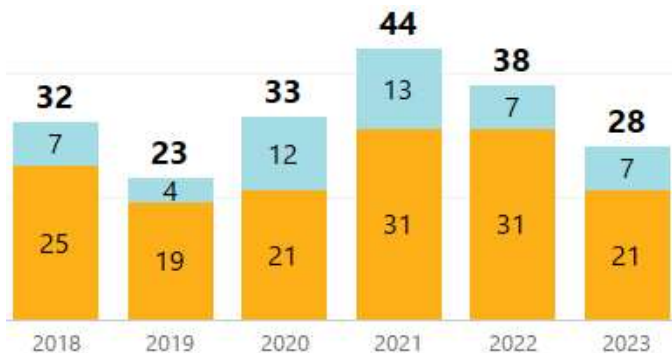
Chaffee County Housing Market

According to REcolorado market data, there was an uptick in Chaffee County home buying and selling activity in January. Home closings saw a 22% increase from last month. Additionally, the number of listings pending sale, a leading indicator of upcoming closing activity, jumped 130% from last month and 71% from last year as home shoppers scooped up available inventory. Sellers brought 73% more fresh listings to the market than we saw last month and 19% more fresh listings than we saw last year, giving home shoppers more choice. Standing inventory levels, represented by the number of active listings at the end of the month, was 128% higher than January 2021. The median closed price of a Chaffee County home decreased in January as buyers had more leverage. Negotiations and price improvements led to homes closing at a median of 9% less than the original list price.

114 Active Listings	\$639,444 Average Closed Price	28 Closed Listings	70 Median Days in MLS
38 New Listings	\$527,500 Median Closed Price	53 Pending Listings	18 Weeks of Inventory

Closed Listings

-26% Year Over Year | +22% Month Over Month



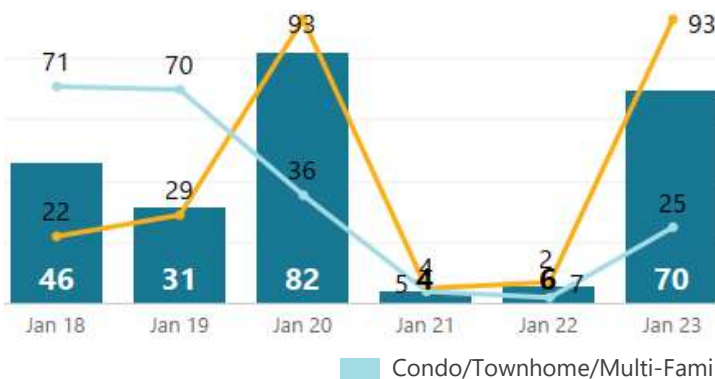
Median Closed Prices

-9% Year Over Year | -25% Month Over Month



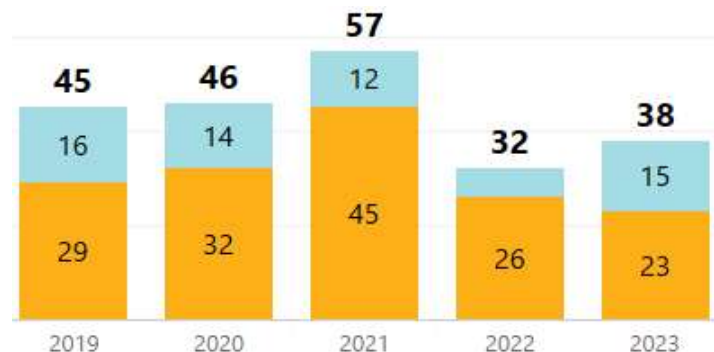
Median Days in MLS

+64 Days Year Over Year | +47 Days Month Over Month



New Listings

+19% Year Over Year | +73% Month Over Month



January 2023

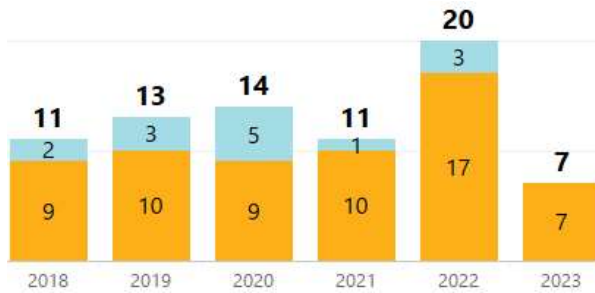
Chaffee County



Buena Vista Housing Market

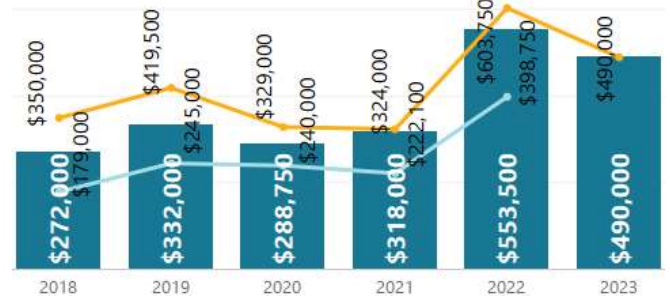
Homes Closed

-65% Year Over Year | 0% Month Over Month



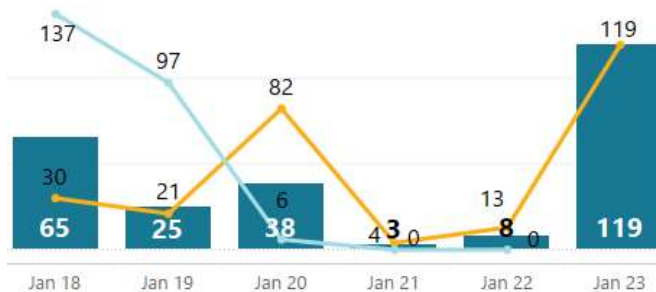
Median Closed Price

-12% Year Over Year | -16% Month Over Month



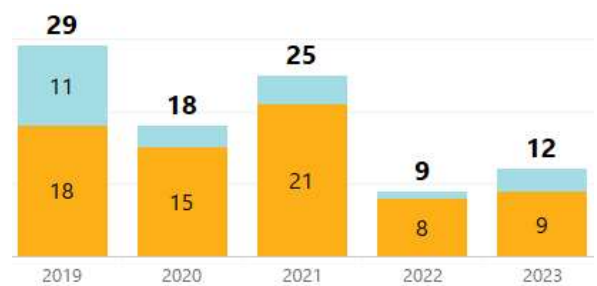
Median Days in MLS

+111 Days Year Over Year | +40 Days Month Over Month



New Listings

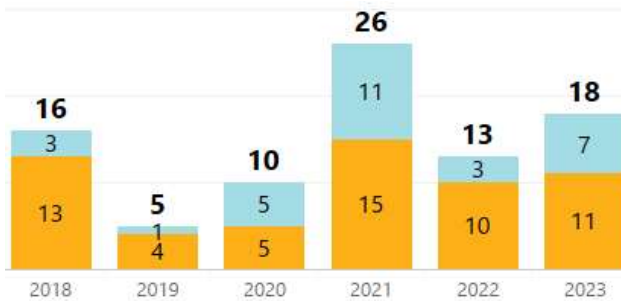
+33% Year Over Year | +200% Month Over Month



Salida Housing Market

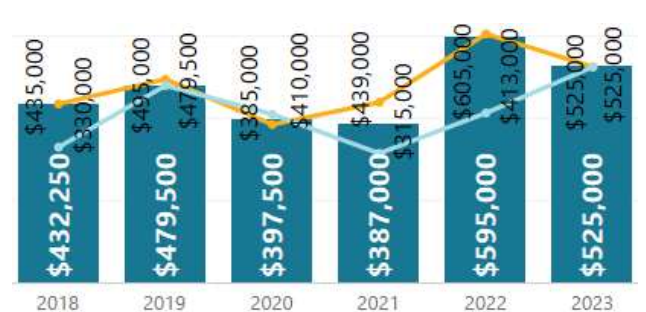
Homes Closed

+39% Year Over Year | +39% Month Over Month



Median Closed Price

-12% Year Over Year | -33% Month Over Month



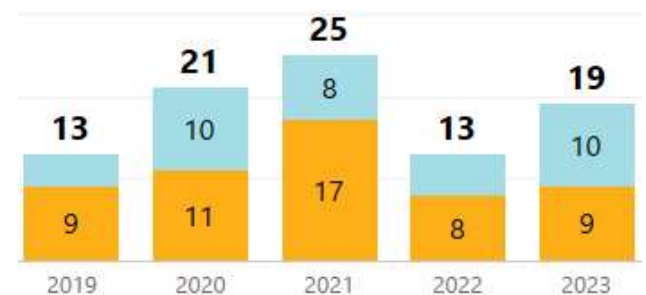
Median Days in MLS

+26 Days Year Over Year | +21 Days Month Over Month



New Listings

+46% Year Over Year | +46% Month Over Month



Condo/Townhome/Multi-Family Single-Family Residence