

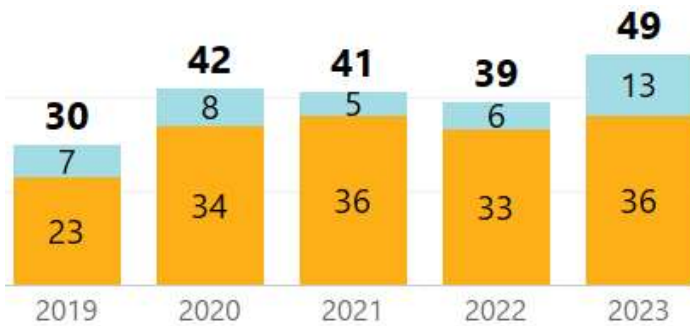
Chaffee County Housing Market

Chaffee County experienced an increase in home buyer activity in January and February, which led to a record-setting March. Throughout the month, 49 listings closed, which was the most closings in any March on record. Sales of condos/townhomes/multi-family homes more than doubled from last year. Home prices remained steady from last month but were down 10% from last year thanks to a 50% increase in closings of homes priced \$400-600,000. After two strong months, the number of contracts buyers executed on homes dropped 38% from last month and was 39% lower than last year. Those properties were on the market a median of 45 days. Sellers brought 50 fresh listings to the market in March, 10 more than last month but 3 fewer than last year. Eleven of the new listings are listed for \$1-2M, which added inventory to the luxury market. At the close of the month, there were 125 active listings of homes for sale, 112% more than last year.

125 Active Listings	\$626,874 Average Closed Price	49 Closed Listings	45 Median Days in MLS
50 New Listings	\$563,600 Median Closed Price	25 Pending Listings	11 Weeks of Inventory

Closed Listings

+26% Year Over Year | +53% Month Over Month



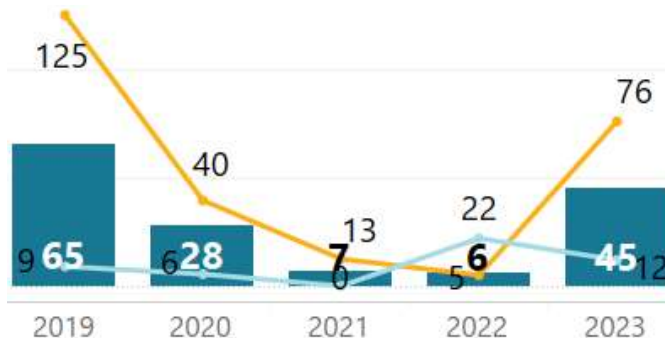
Median Closed Prices

-10% Year Over Year | 0% Month Over Month



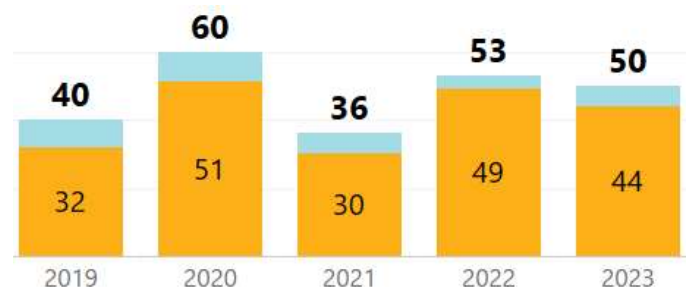
Median Days in MLS

+39 Days Year Over Year | -40 Days Month Over Month



New Listings

-6% Year Over Year | +25% Month Over Month



Condo/Townhome/Multi-Family Single-Family Residence

March 2023

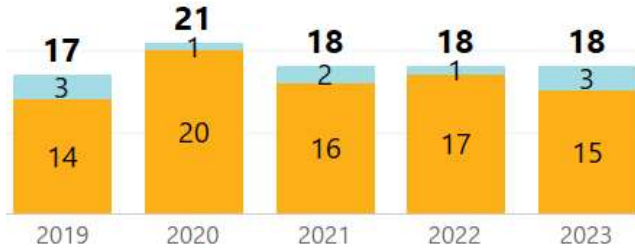
Chaffee County



Buena Vista Housing Market

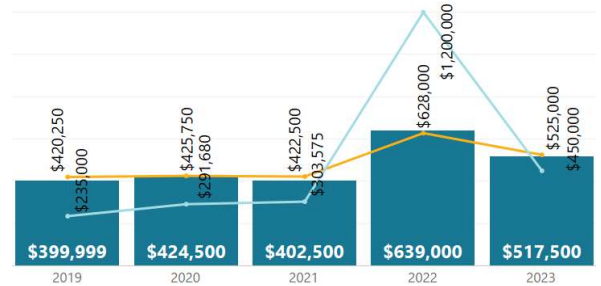
Homes Closed

0% Year Over Year | 260% Month Over Month



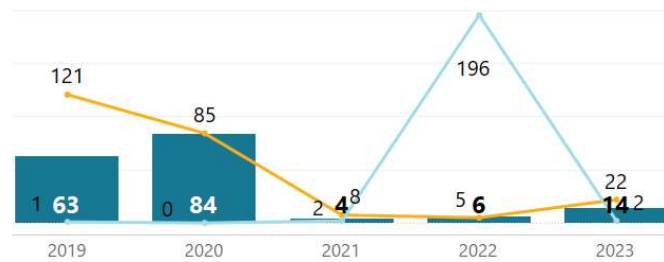
Median Closed Price

-19% Year Over Year | -7% Month Over Month



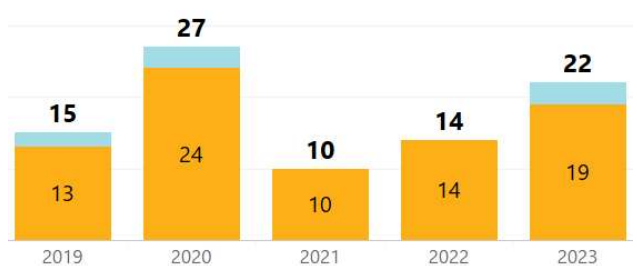
Median Days in MLS

+8 Days Year Over Year | -25 Days Month Over Month



New Listings

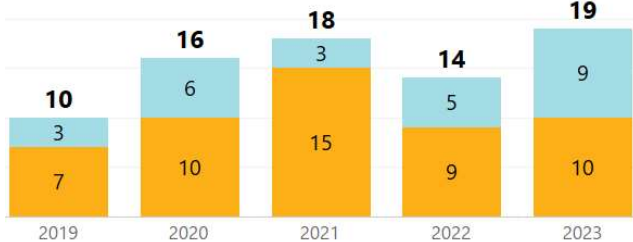
+57% Year Over Year | +47% Month Over Month



Salida Housing Market

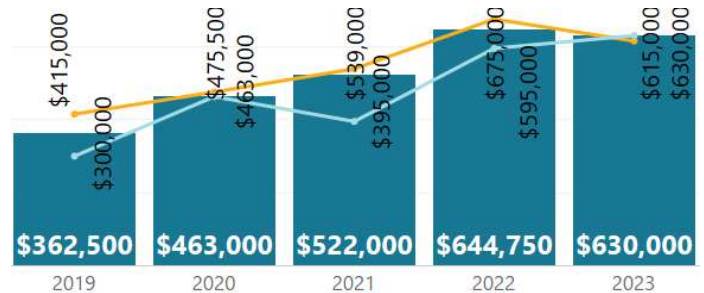
Homes Closed

+36% Year Over Year | +12% Month Over Month



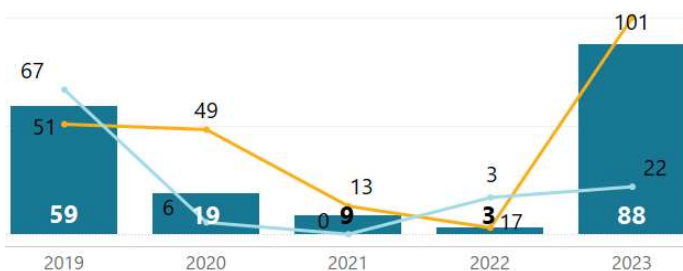
Median Closed Price

-2% Year Over Year | +20% Month Over Month



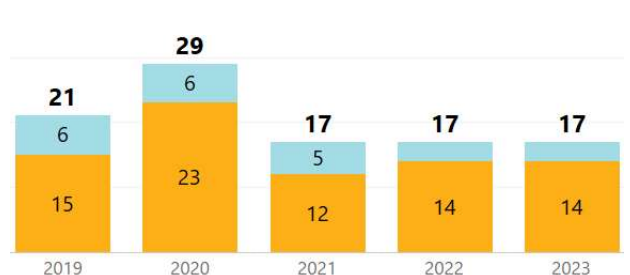
Median Days in MLS

+85 Days Year Over Year | +3 Days Month Over Month



New Listings

0% Year Over Year | +21% Month Over Month



Condo/Townhome/Multi-Family Single-Family Residence