

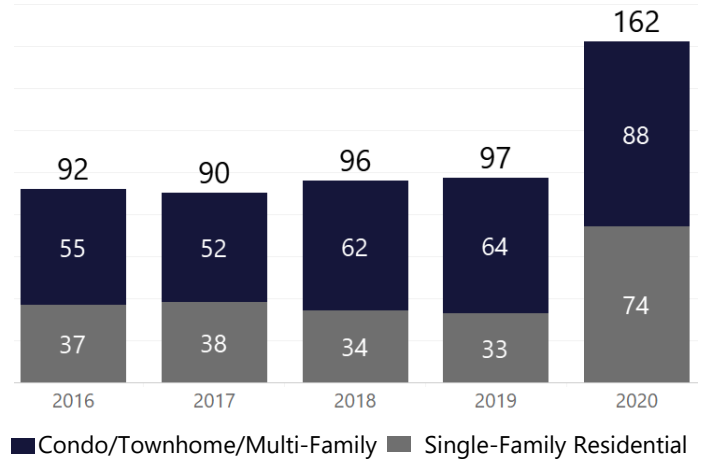
+67%

### HOMES CLOSED

In October, **162 homes Closed** in Routt County, a 67% increase year over year and a 1% decrease month over month.

Routt County saw **132 homes move to the Pending Status** in October, 40% more than this time last year but 17% fewer than last month.

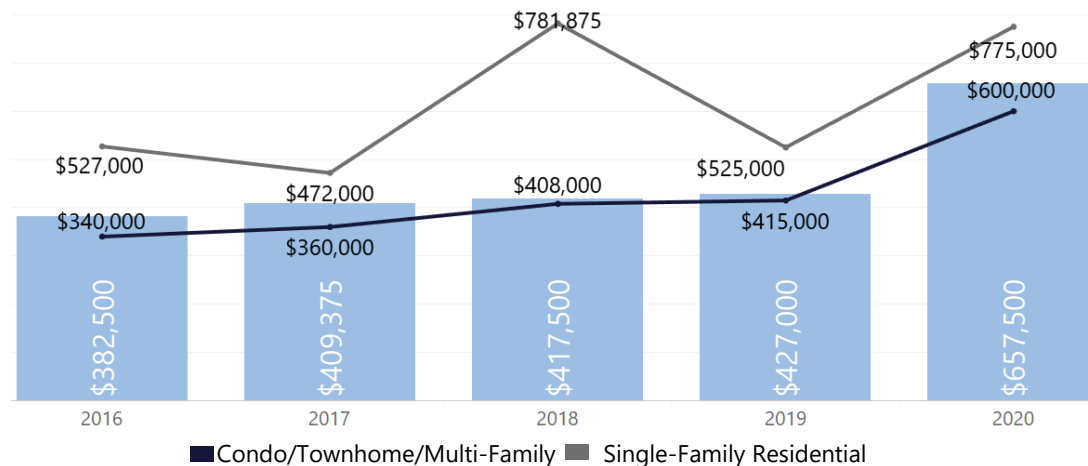
The year-over-year increase in Closed and Pending Listings indicates strong buyer demand.



+54%

### MEDIAN PRICES

The **Median Closed Price for a Routt County home in October was \$657,500** which is an increase of 54% year over year and an increase of 8% month over month. Single Family homes closed for a Median Price of \$775,000, up 2% year over year. Condo/Townhome/Multi-Family homes closed for a Median Price of \$600,000, up 20% year over year. The Average Closed Price for Routt County homes in October was \$959,366, 57% more than last year and 4% more than last month.



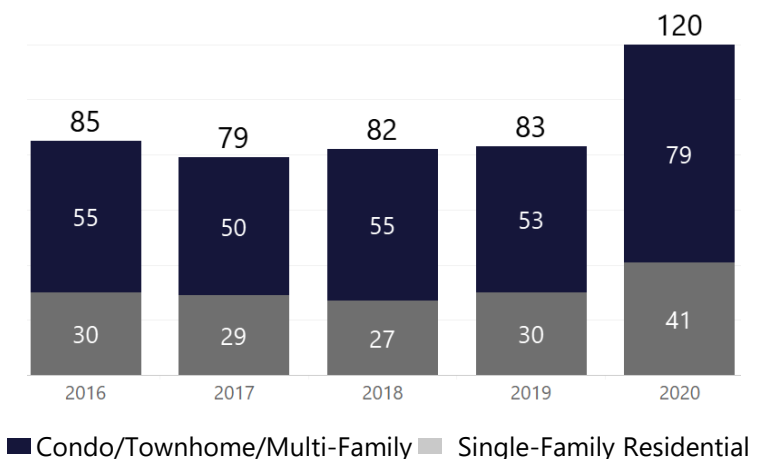
+45%

### NEW LISTINGS

In October, **120 homes became available for sale** in Routt County, 45% more than the same time last year but 20% less than last month.

Currently, there are 5 weeks of inventory available in Routt County. This is 11 weeks less than this time last year and unchanged compared to last month.

October ended with 173 Active listings, 51% fewer than last October and 5% fewer than last month.

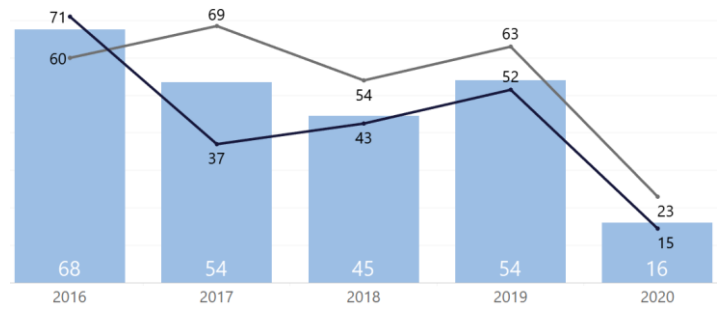




## -38 Days MEDIAN DAYS IN MLS

Homes in Routt County spent a median of **16 days in the MLS**, 38 days less year over year, but 12 more days month over month.

The average time a Routt County home spent on the market was 83 days, 6 more days year over year and 12 less days month over month.

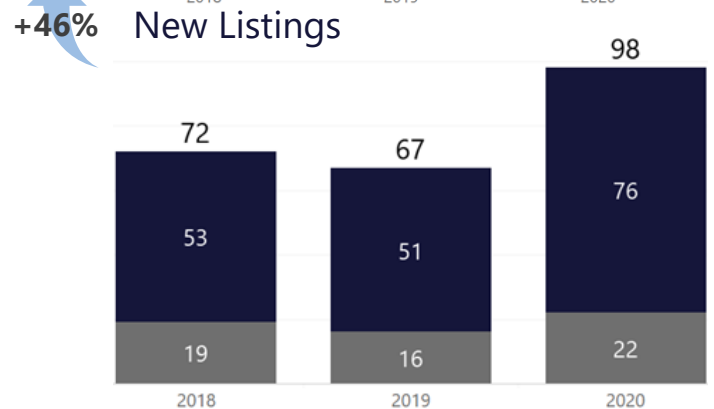
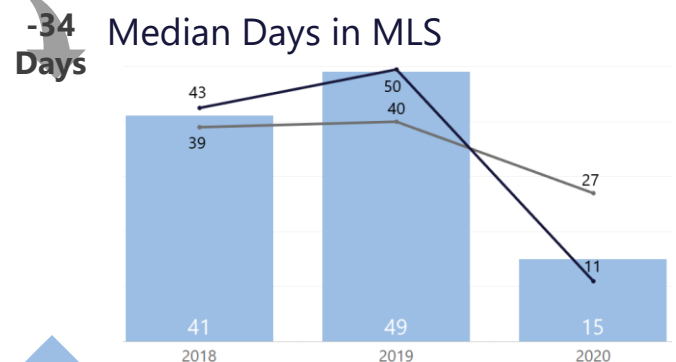
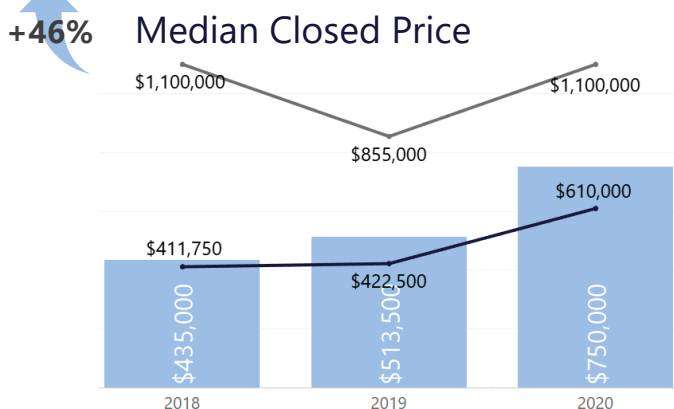
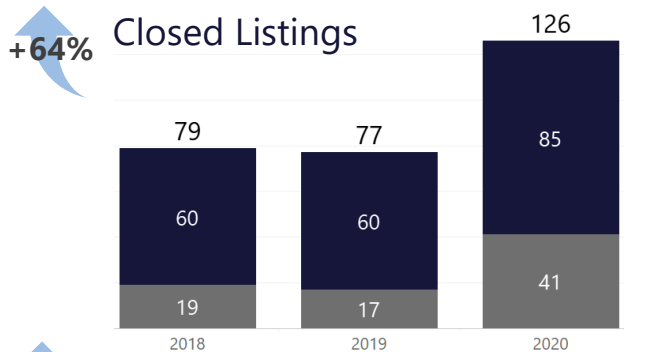


■ Condo/Townhome/Multi-Family ■ Single-Family Residential

<b>173</b> Active Listings	<b>\$959,366</b> Average Closed Price	<b>162</b> Listings Closed	<b>16</b> Median Days in MLS
<b>120</b> New Listings	<b>\$657,500</b> Median Closed Price	<b>132</b> Pending Listings	<b>1.5</b> Months of Inventory

## STEAMBOAT SPRINGS HOUSING MARKET

Steamboat Springs continued to show strong buyer demand in October with 126 Closed Listings, 64% more year over year. Also, 102 listings moved to the Pending status, 31% more year over year. Although there were 98 new listings that came on the market, up 46% year over year, inventory remained a challenge. The Median closed price of a home in Steamboat Springs was \$750,000, 46% more than the same time last year and the average closed price was \$1,069,622, up 60% year over year. Homes moved quickly only spending a median of 15 days in the MLS.



■ Condo/Townhome/Multi-Family ■ Single-Family Residential ■ Both