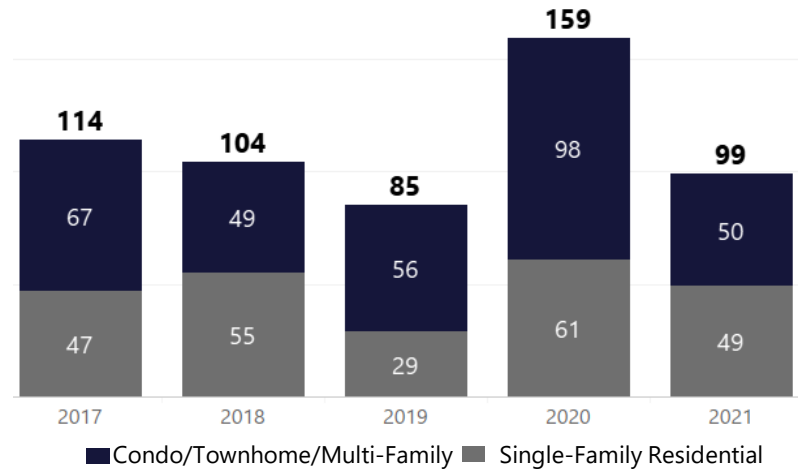


## -38% HOMES CLOSED

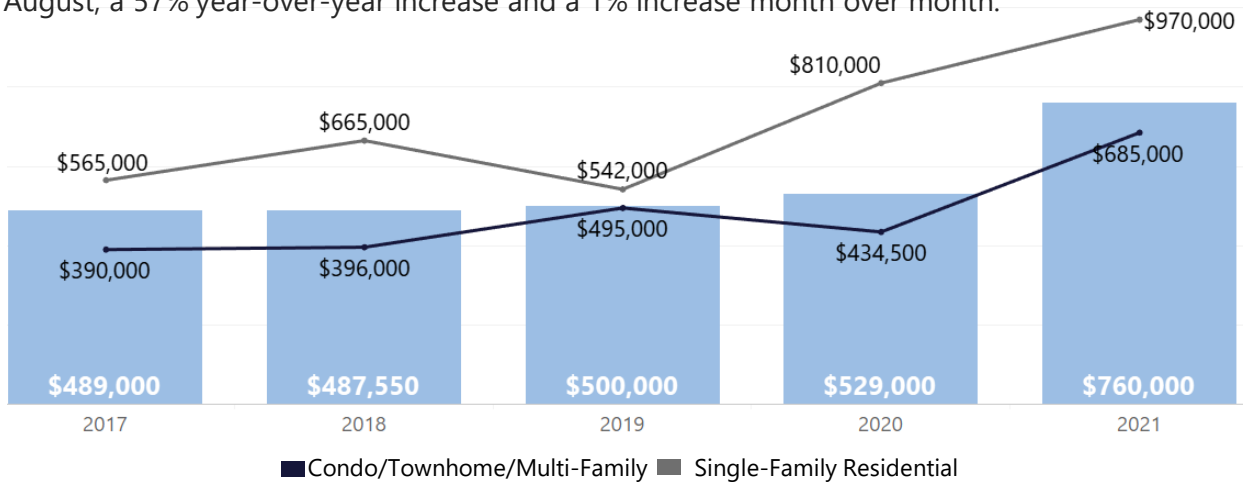
Routt County had 99 homes Close in August, 38% fewer year over year, but 14% more than last month.

In August, 120 homes moved to the Pending status, a decrease of 38% year over year, but an increase of 6% month over month.



## +44% MEDIAN PRICES

The Median Closed Price for a Routt County home hit \$760,000 in August, **an increase of 44% year over year**, but a 10% decrease month over month. Median Single-Family Residential prices were 20% higher compared to last year and the median price for Condo/Townhome/Multi-Family properties was 58% higher year over year. The Average Closed Price for a Routt County home was \$1,197,420 in August, a 57% year-over-year increase and a 1% increase month over month.

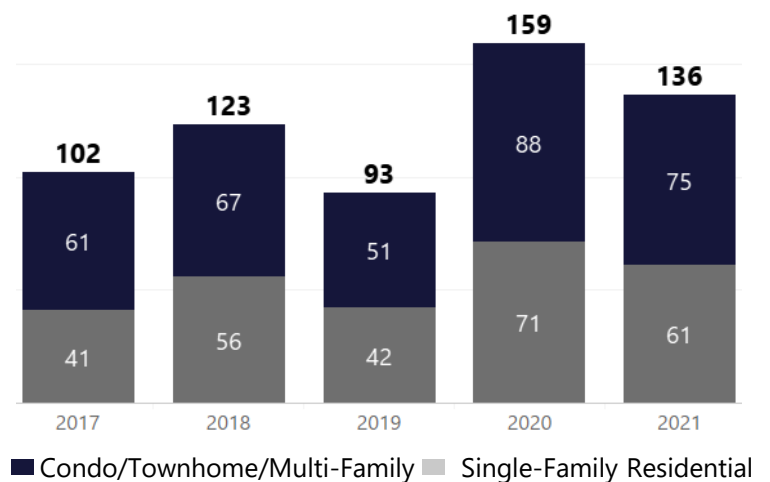


## -15% NEW LISTINGS

In August, sellers brought 136 New Listings to the market, **15% fewer than August 2020** and 9% more compared to last month.

In August there were 6 weeks of inventory in Routt County, unchanged both year over year and month over month.

The month ended with 148 Active listings, 27% fewer than last year and 19% more than last month.



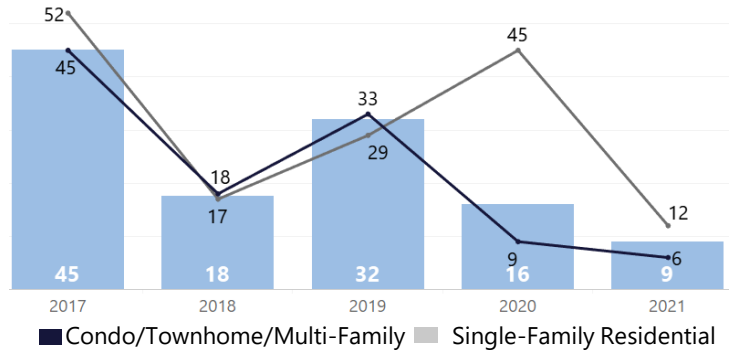


**-7 Days**

### MEDIAN DAYS IN MLS

Routt County homes spent a median of **9 days Active in the MLS** in August, 7 days fewer than last year and 3 days more than last month.

On average a Routt County home spent 43 days in the MLS, 36 days fewer than last year and 3 days fewer than last month.

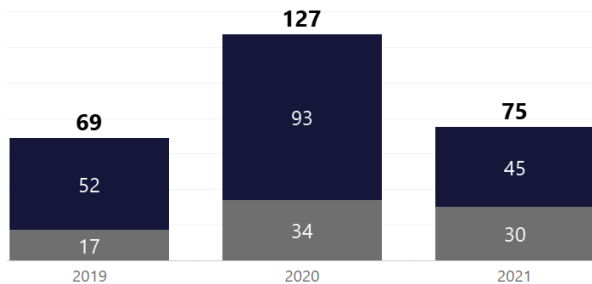


|                               |  |                                |                                |
|-------------------------------|--|--------------------------------|--------------------------------|
| <b>148</b><br>Active Listings | <b>\$1,197,420</b><br>Average Closed Price | <b>99</b><br>Listings Closed   | <b>9</b><br>Median Days in MLS |
| <b>136</b><br>New Listings    | <b>\$760,000</b><br>Median Closed Price    | <b>120</b><br>Pending Listings | <b>6</b><br>Weeks of Inventory |

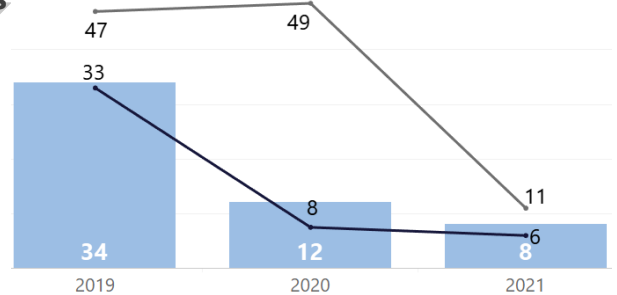
### STEAMBOAT SPRINGS HOUSING MARKET

Steamboat Springs saw 75 homes close in August, 41% fewer than last year, but a 19% increase month over month. Throughout August, 85 homes moved to the Pending status, a 48% decrease year over year and only 1% more than last month. Sellers brought 114 New Listing to the market this month, 14% fewer year over year, keeping inventory levels tight. August ended with 108 Active listings, 30% more than last year. The Median Closed Price was \$838,900 and the Average Closed Price was \$1,309,998. Homes moved quickly in August spending a median of just 8 days Active in the MLS.

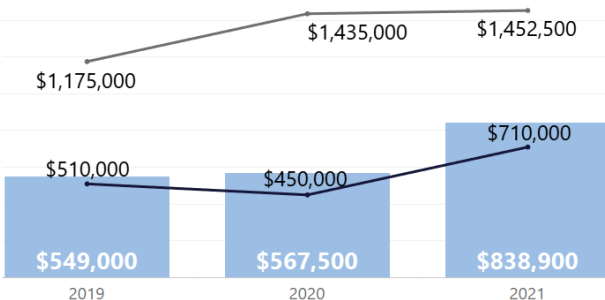
**-41%** Closed Listings



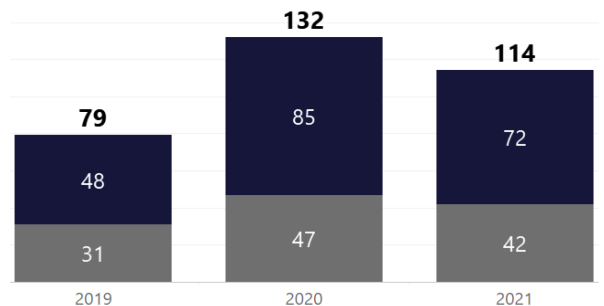
**-4 Days** Median Days in MLS



**+48%** Median Closed Price



**-14%** New Listings



■ Condo/Townhome/Multi-Family ■ Single-Family Residential ■ Both