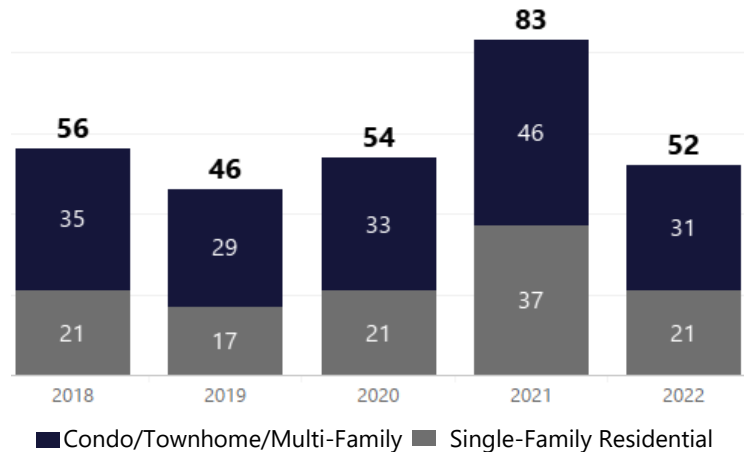




-37% HOMES CLOSED

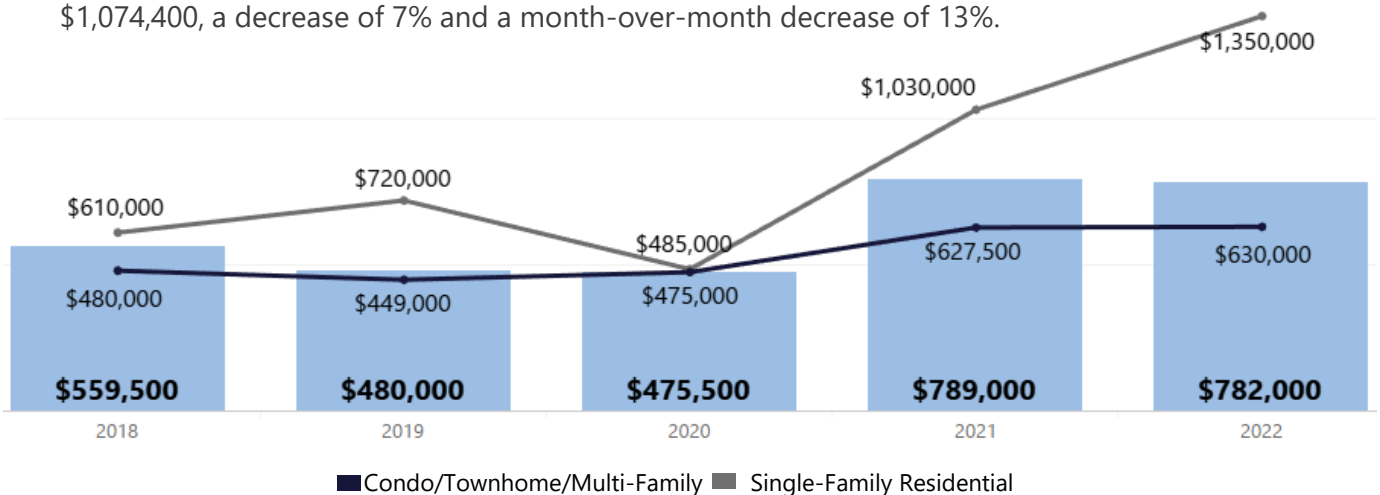
Throughout March 52 homes closed in Routt County, a **decrease of 37% compared to last year**, but an increase of 11% month over month.

In Routt County 76 went under contract, 28% fewer year over year but an increase of 52% from last month. The number of listings in Pending status is often an indicator of future closings.



-1% MEDIAN PRICES

In March, Routt County homes closed for a median price of **\$782,000, a slight decrease of 1% year over year** and a decrease of 18% month over month. Single-family homes closed for a median price of \$1,350,000, up 31% year over year. Condo/townhome/multi-family homes closed for a median price of \$630,000, unchanged year over year. The average closed price of a Routt County home in March was \$1,074,400, a decrease of 7% and a month-over-month decrease of 13%.

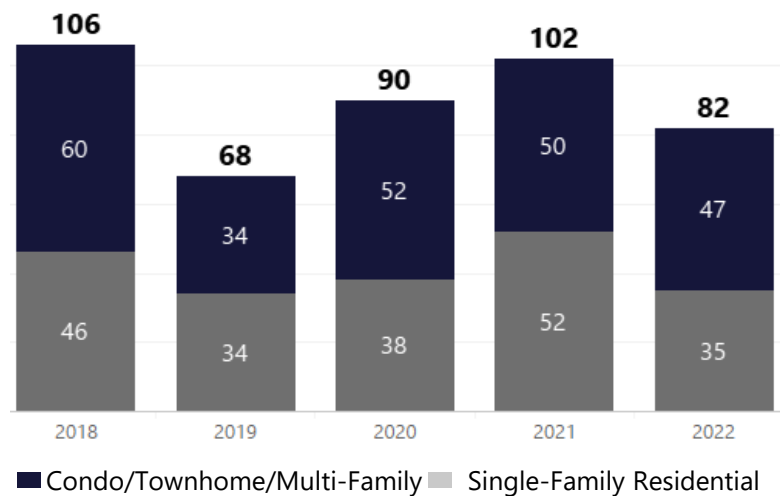


-20% NEW LISTINGS

There were 82 new listings of homes for sale that hit Routt County in March, a **decrease of 20% year over year**, but up 32% month over month.

There were 3 weeks of inventory in March, 2 weeks fewer compared to last year and 3 weeks fewer than last month.

The month ended with 58 active listings in Routt County, a 41% decrease year over year and a 2% decrease month over month.



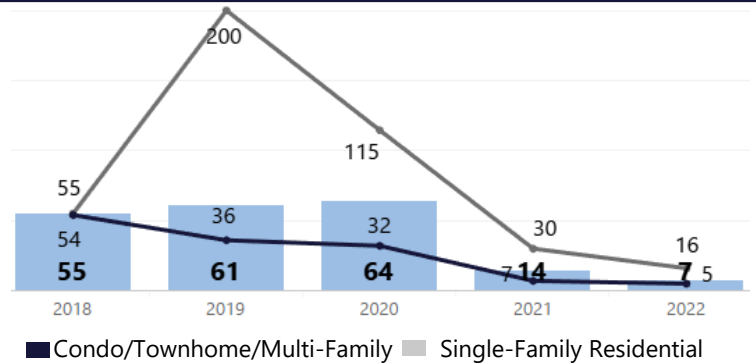


-7
Days

MEDIAN DAYS IN MLS

In March, homes in Routt County spent a median of **7 days in the MLS**, down 7 days from last year and 8 days fewer than last month.

The average amount of time a Routt County home spent actively available in the MLS was 33 days, 21 days less than last March, but 7 days less than last month.

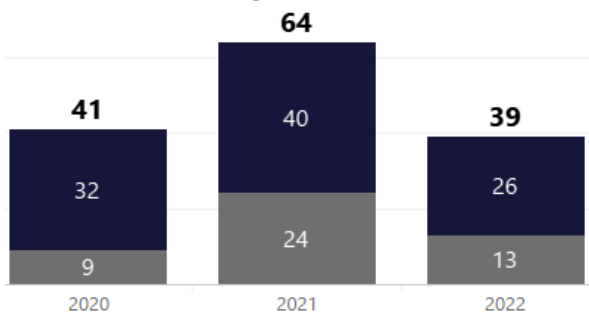


| | | | |
|------------------------------|--|-------------------------------|--------------------------------|
| 58 Active Listings | \$1,074,400 Average Closed Price | 52 Listings Closed | 7 Median Days in MLS |
| 82 New Listings | \$782,000 Median Closed Price | 76 Pending Listings | 3 Weeks of Inventory |

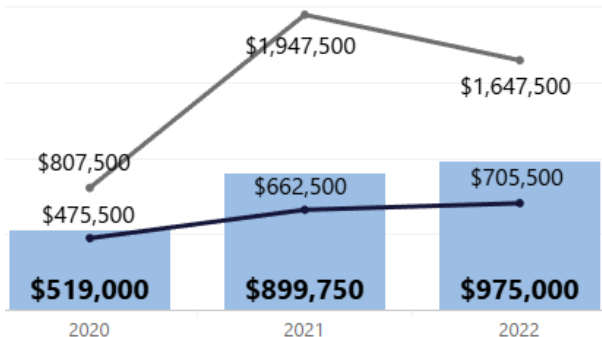
STEAMBOAT SPRINGS HOUSING MARKET

Throughout March 39 homes closed in Steamboat Springs, a year-over-year decrease of 39%, but a 5% increase month over month. The number of homes that moved to the Pending status totaled 65, which is a 17% decrease compared to last year. Sellers brought 67 new listings to the market, an 8% decrease year over year. The median closed price was \$975,000, up 8% from last year. The average closed price in March was \$1,228,448, down 9% year over year. Homes are spending less than a week actively in the MLS, at a median of 6 days in the MLS.

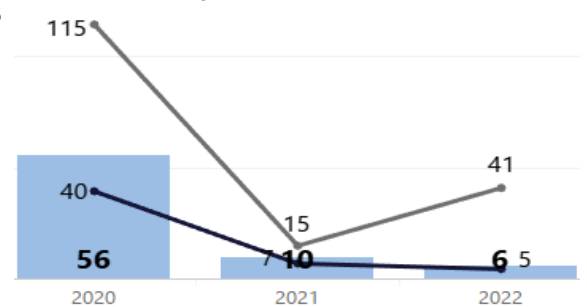
-39% Closed Listings



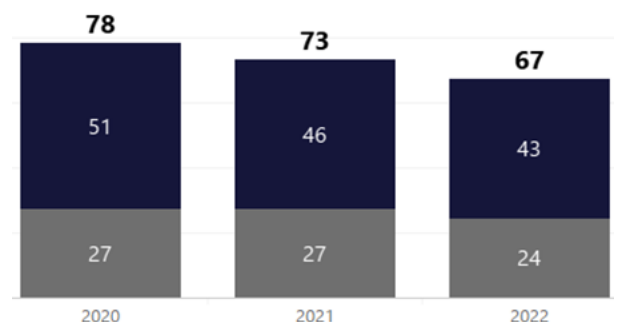
+8% Median Closed Price



-4 Days Median Days in MLS



-8% New Listings



■ Condo/Townhome/Multi-Family ■ Single-Family Residential ■ Both