

Matrix

Owner Name has been added as a default column to the Public Record Single Line display. Both Owner Name 1 and Owner Name 2 will display, if applicable.

S	FC	DS	Tax ID	Owner Name	Address	City	Zip	County	Beds	Baths (Total)	# of Stories
			6042-04-028	Threet Monique	1437 Spruce St	Denver	80220	Denver	Tax:2 MLS:3	2	1
			6042-04-027	Anderson Abigail	1431 Spruce St	Denver	80220	Denver	Tax:2 MLS:3	2	1
			5321-01-083	Hoang Duong/Do Thuy	2725 W Yale Ave	Denver	80219	Denver	Tax:2 MLS:3	Tax:1 MLS:2	1
			5321-01-082	Hoang Duong/Do Thuy	2719 W Yale Ave	Denver	80219	Denver	4	3	2
			5275-05-036	Barrios Alexander/Carlson Audre	2402 S Bannock St	Denver	80223	Denver	4	4	Tax:2.5 MLS:2

If you are using custom displays from listing searches, the icon that links to the Tax tab of the Full Property View is available by adding "Icon – Realist Details 360".

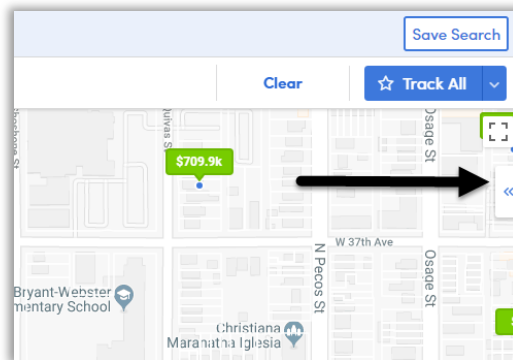
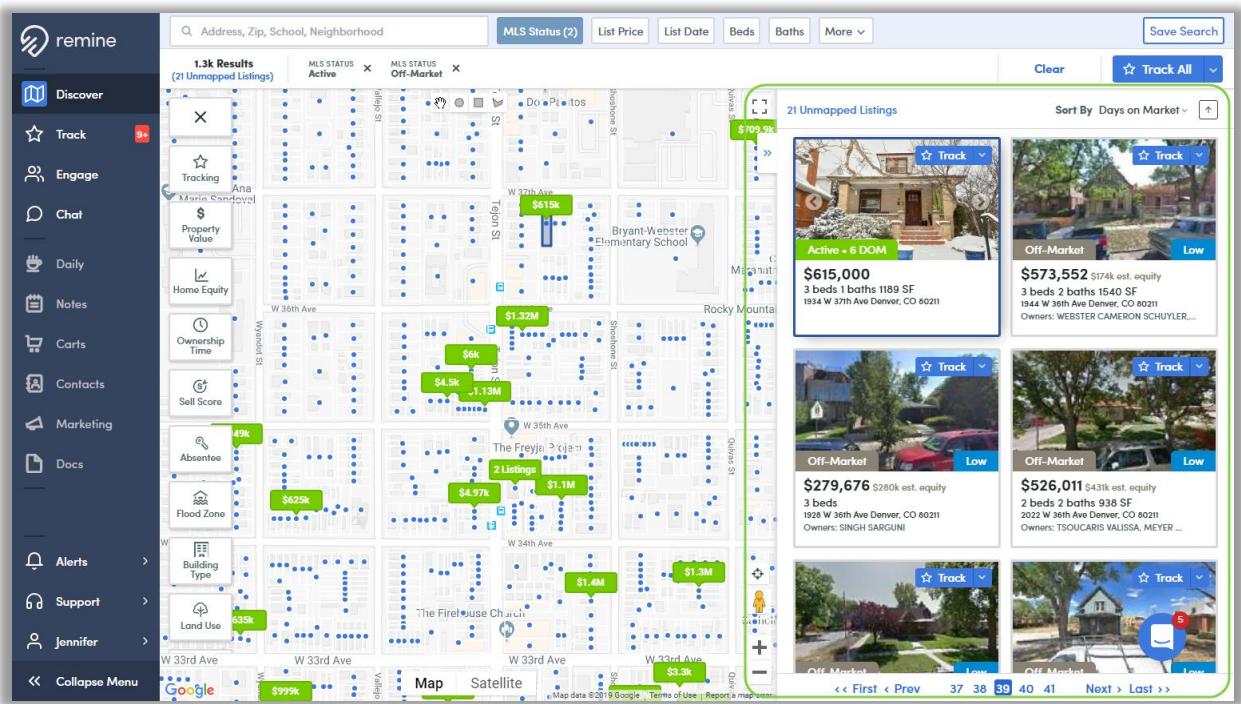
The first screenshot shows a table with a column of icons. One icon, representing a building, is circled in green. The second screenshot is a configuration dialog for the 'Icon - Realist Details 360'.

Icon Configuration Dialog:


- Pixel Width: 200 (Auto-fit)
- Alignment: Left (selected), Right, Center
- Remove Column
- Insert Column
- Wrap Line (checkbox)
- Search: icon
- Buttons: Cancel, Apply

Recent Remine Updates

- Property cards now display in the sidebar.
 - The sidebar can be opened or closed by clicking the double blue arrows.
 - As you click on properties on the map, the selected property should move into view in the sidebar.



- Client-facing communication sent from Remine will now show your display name as the sender. Replies will be sent to the your email address.



- You can adjust your display name by clicking on your name in the left menu bar, selecting Settings, and then editing your display information. If you edit your display email, this email would be used for client-facing communication.

Note: Changes made here will only apply to Remine.

