


November 2019




HOME SALES

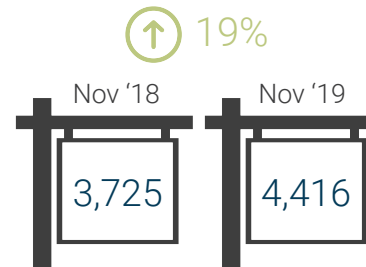
Nov '18 Nov '19
4,183 vs. 4,176

 unchanged

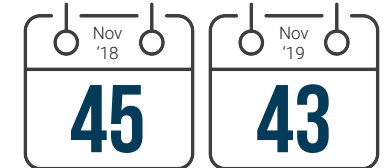
NEW LISTINGS



UNDER CONTRACT

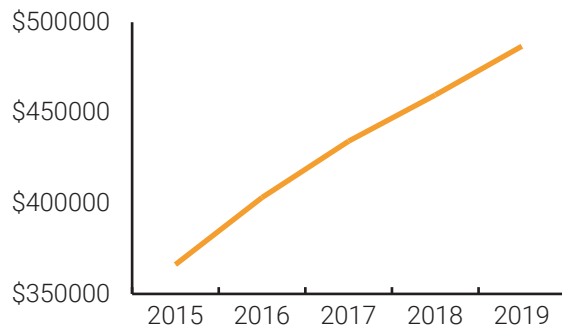


AVERAGE DAYS ON MARKET



↓ 2 days

AVERAGE SOLD PRICE FOR SINGLE FAMILY HOMES



Nov '18 \$459,793
Nov '19 \$486,747

↑ 6%

WEEKS OF INVENTORY

↓ 1 week

