

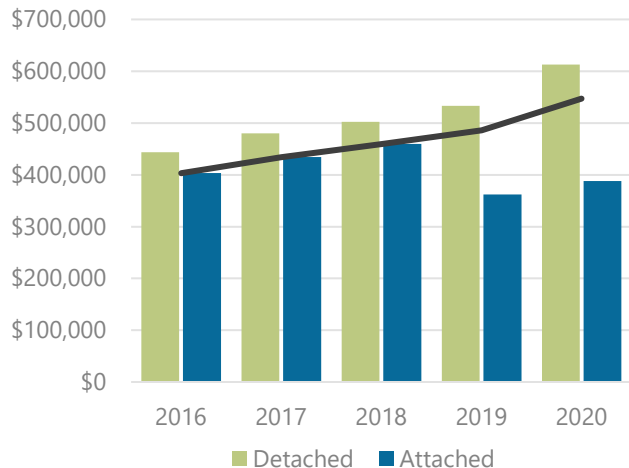


HOMES CLOSED

November 2019 vs. November 2020
4,307 vs. 5,236

↑ 22%

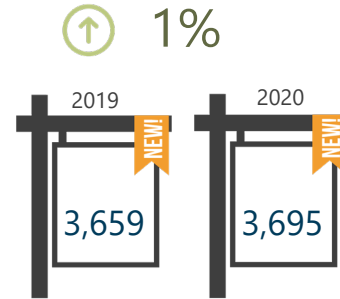
AVERAGE CLOSED PRICE SINGLE-FAMILY HOMES



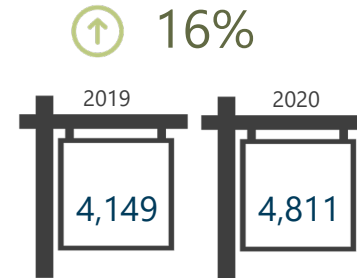
↑ 13%

Nov '19 \$486,012
Nov '20 \$547,094


NEW LISTINGS



PENDING LISTINGS



AVERAGE DAYS IN MLS



↓ 13 days

WEEKS OF INVENTORY

↓
4 weeks

