

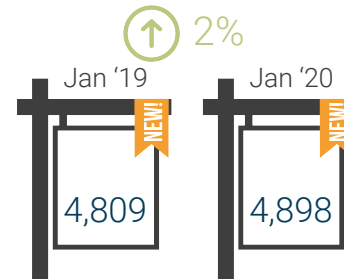


## HOME SALES

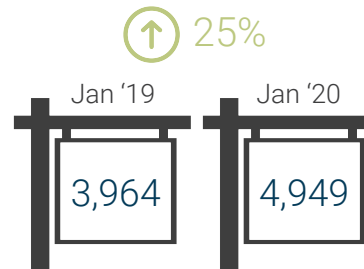
Jan '19 Jan '20  
2,968 vs. 3,242

↑ 9%


## NEW LISTINGS



## PENDING LISTINGS

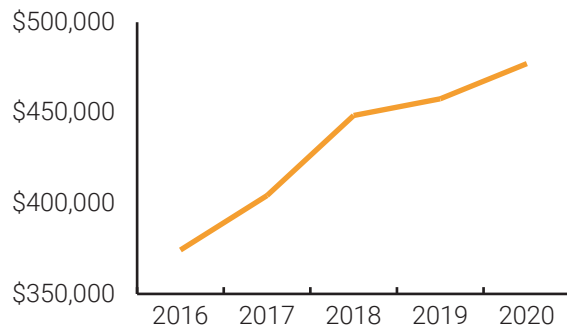


## AVERAGE DAYS IN MLS



↑ 2 days

## AVERAGE SOLD PRICE FOR SINGLE FAMILY HOMES



Jan '19 \$457,713  
Jan '20 \$477,154

↑ 4%

## WEEKS OF INVENTORY

↓ 2 weeks

