




### HOME SALES


May '19 6,164 vs. May '20 3,437

↓ 44%

NEW LISTINGS



PENDING LISTINGS

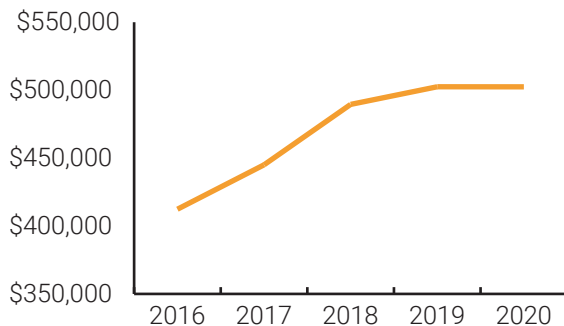


### AVERAGE DAYS IN MLS



⊞ no change

### AVERAGE SOLD PRICE FOR SINGLE FAMILY HOMES



May '19 \$502,491  
May '20 \$502,441

⊞ 0%

### WEEKS OF INVENTORY

↑ 3 weeks

