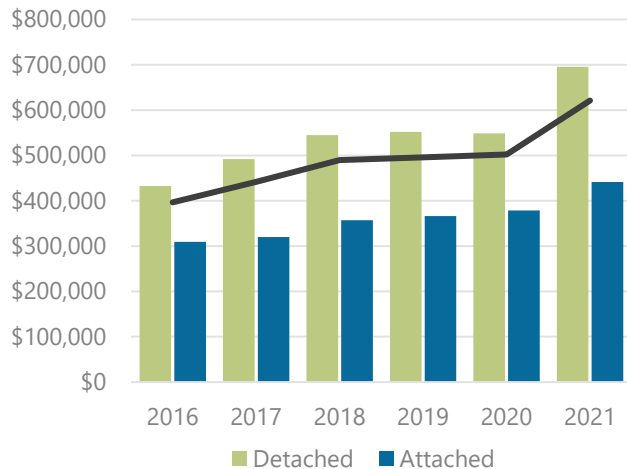


HOMES CLOSED

April 2020 vs. April 2021
3,961 vs. 5,442

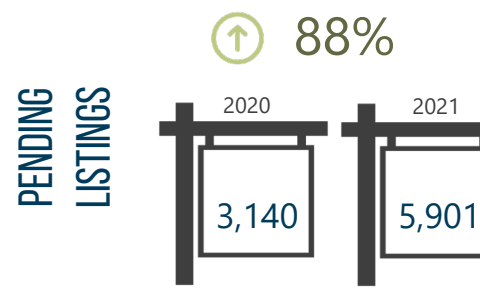
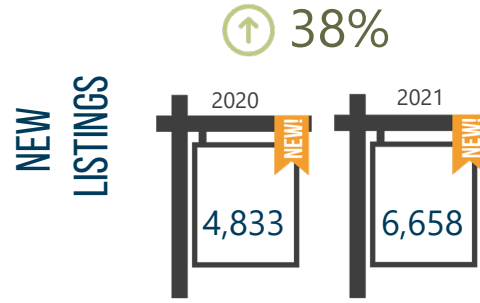
↑ 37%

AVERAGE CLOSED PRICE SINGLE-FAMILY HOMES

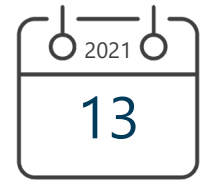


↑ 24%

Apr '20 \$502,270
Apr '21 \$621,174



AVERAGE DAYS IN MLS



↓ 8 days

WEEKS OF INVENTORY

↓
5 weeks

