

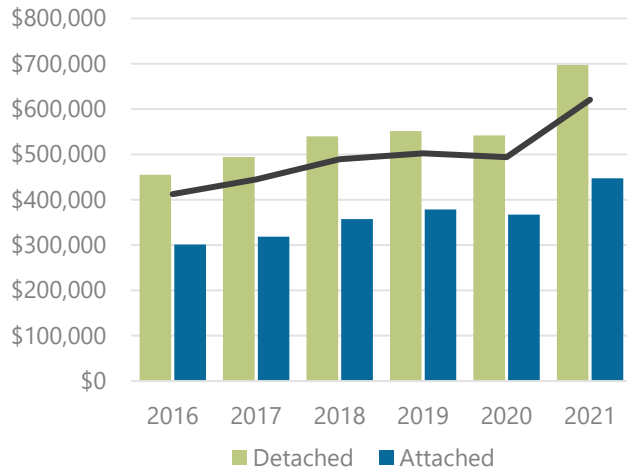


HOMES CLOSED

May 2020 vs. May 2021
3,578 vs. 5,551

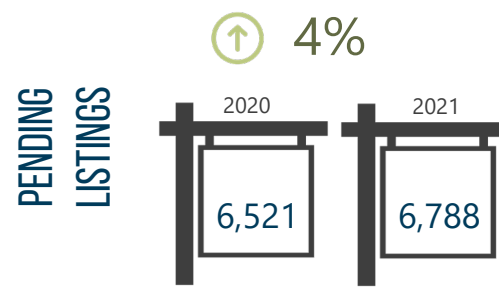
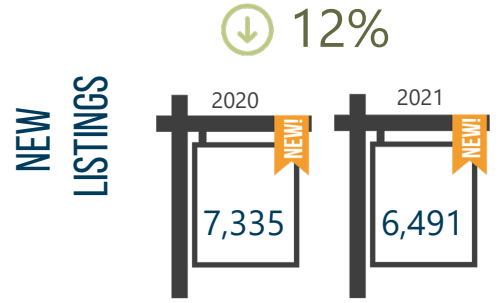
↑ 55%

AVERAGE CLOSED PRICE SINGLE-FAMILY HOMES

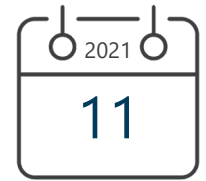


↑ 26%

May '20 \$494,165
May '21 \$620,670



AVERAGE DAYS IN MLS



↓ 13 days

WEEKS OF INVENTORY



7 weeks

