

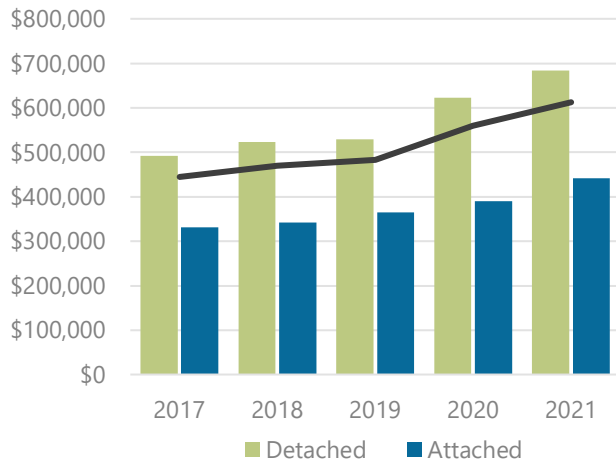


### HOMES CLOSED

October 2020 vs. October 2021  
6,521 vs. 5,354

↓ 18%

### AVERAGE CLOSED PRICE SINGLE-FAMILY HOMES




↑ 9%

Oct '20 \$559,491  
Oct '21 \$612,153


### NEW LISTINGS

↓ 13%

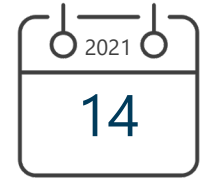


### PENDING LISTINGS

↑ 1%



### AVERAGE DAYS IN MLS




↓ 10 days

### WEEKS OF INVENTORY



Unchanged

OCTOBER 2020



OCTOBER 2021

