

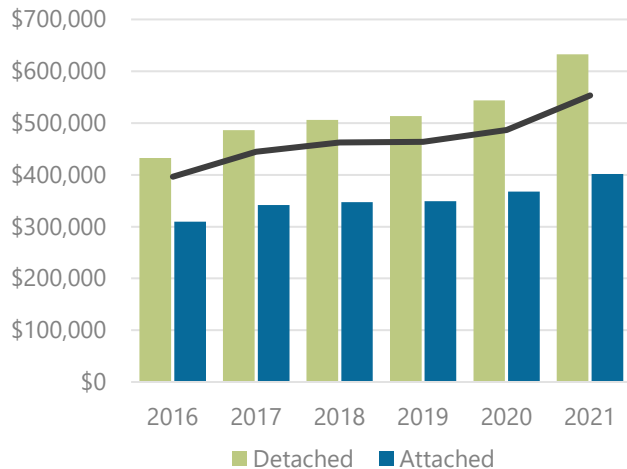


### HOMES CLOSED

February 2020 vs. February 2021  
3,871 vs. 3,878

0%

### AVERAGE CLOSED PRICE SINGLE-FAMILY HOMES




14%

Feb '20 \$486,731  
Feb '21 \$553,231

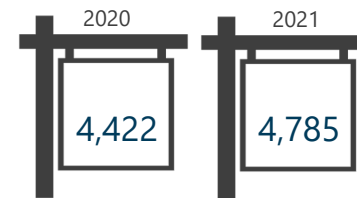
### NEW LISTINGS

11%

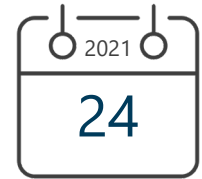



### PENDING LISTINGS

8%



### AVERAGE DAYS IN MLS



14 days

### WEEKS OF INVENTORY

4 weeks

4 weeks

