

January 2021

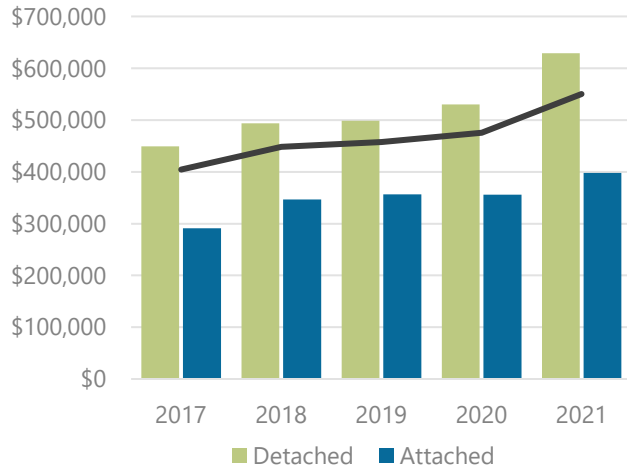


HOMES CLOSED

January 2020 January 2021
3,361 vs. 3,164

↓ 6%

AVERAGE CLOSED PRICE SINGLE-FAMILY HOMES

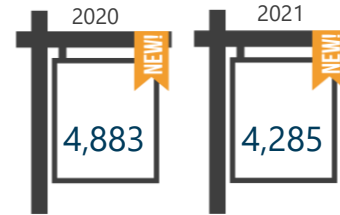


↑ 16%

Jan '20 \$475,689
Jan '21 \$550,165

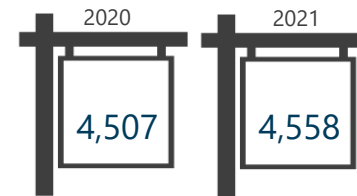
NEW LISTINGS

↓ 12%

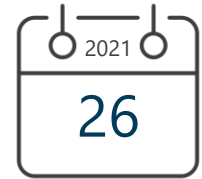



PENDING LISTINGS

↑ 1%



AVERAGE DAYS IN MLS




↓ 19 days

WEEKS OF INVENTORY

↓

3 weeks

JANUARY 2020



JANUARY 2021

